



Distance Education Enrollments at Illinois Colleges and Universities

Illinois Virtual Campus

Data for Summer 2008/Academic Year 2007-2008

Executive Summary

Illinois colleges and universities reported a total of 531,919 enrollments in all distance education delivery modes during academic year 2007-2008.

Distance Education Enrollments

A survey completed by the Illinois Virtual Campus shows that there were **161,183** distance education enrollments in **9,007** distance education courses for the Summer 2008 term. This is a **22%** increase in enrollment from Summer 2007 when there were **7,681** courses and **125,239** enrollments.

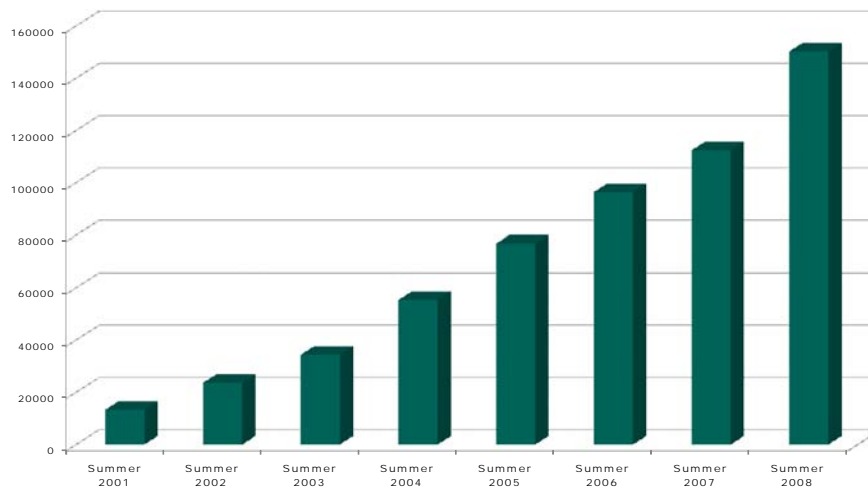
Online Course Enrollments

Illinois colleges and universities reported offering **7,631** online class sections that generated **150,272** enrollments during the Summer 2008 term. This is an increase of **1,533** online course sections (**20%**) and **37,865** enrollments (**25%**) from the **6,098** online course sections and **112,416** enrollments reported for the Summer 2007 term.

Enrollments in Online Courses

This graph shows the online course enrollments reported by Illinois colleges and universities for the Summer terms since Summer 2001.

Enrollments in Online Courses at Illinois Colleges and Universities Summer 2001 to Summer 2008



Changes in Enrollment by Delivery Mode

Online Enrollment Percentage

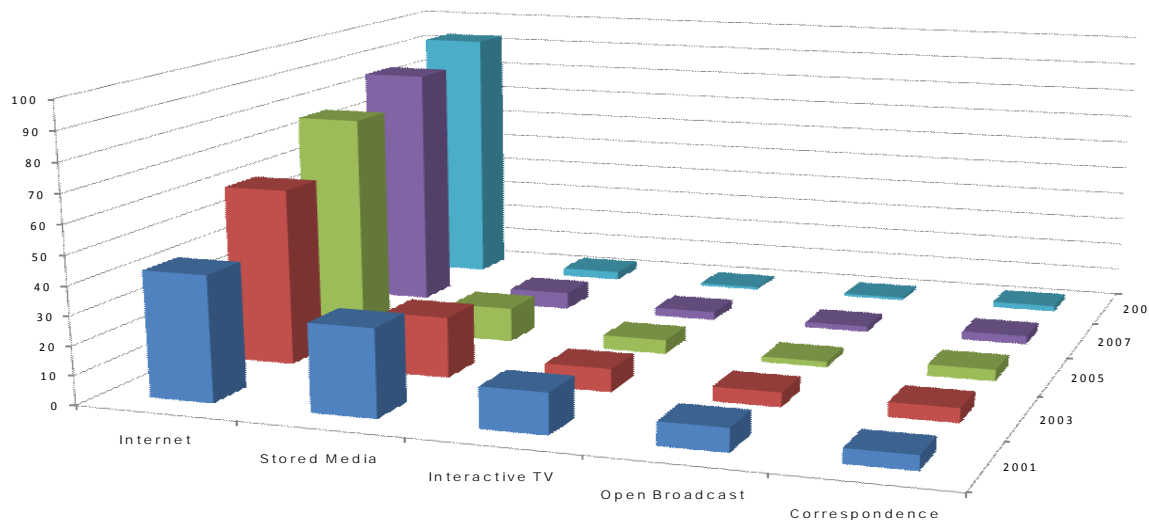
Online enrollments accounted for **93%** of all distance education enrollments in the Summer 2008 term compared to **89%** of the total enrollments in the Summer 2007 term.

All Other Delivery Mode Percentage

While enrollments in Internet courses increased significantly, enrollments in Interactive TV and stored media decreased. Enrollments in Interactive TV decreased **23%** and enrollments in stored media decreased by **20%** from Summer 2007. Table 2 in the appendix shows the change in distance education enrollments by delivery mode from Summer 2007 to Summer 2008.

Distance Education Enrollment - A Retrospective Percentage of Enrollments by Delivery Mode 2001-2008

Enrollments in Internet courses have increased significantly from semester to semester and year to year. Other delivery modes have continued to show a decrease over the same time period. Enrollment in online courses has reached a high of 93% for the year 2008. The graph below shows a snapshot of the breakdown of percentages for each delivery mode (to equal 100%) from 2001 to 2008.



Changes in Enrollment by Sector

Community College Enrollment

During the Summer 2008 term, community colleges reported offering **2,913** online course sections that generated **41,476** enrollments.

Public University Enrollment

Public universities reported offering **797** online course sections that generated **15,390** enrollments.

Independent For-Profit Colleges and Universities

Independent for-profit colleges and universities reported offering **3,428** online courses that generated **87,165** enrollments.

Independent Not-For-Profit Colleges and Universities

Independent not-for-profit colleges and universities reported offering **493** online courses that generated **6,241** enrollments.

Institutions with the largest online enrollments

The Illinois institutions reporting the largest online course enrollments during the Summer 2008 term in each sector of higher education in Illinois were:

College of DuPage (3,958) and **Parkland College (3,892)** from the community college system.

University of Illinois at Chicago (3,892) and University of Illinois at Springfield (1,925) from the public universities.

DeVry University (86,559) from the independent for-profit colleges and universities.

DePaul University (1,674) from the independent not-for-profit colleges and universities.

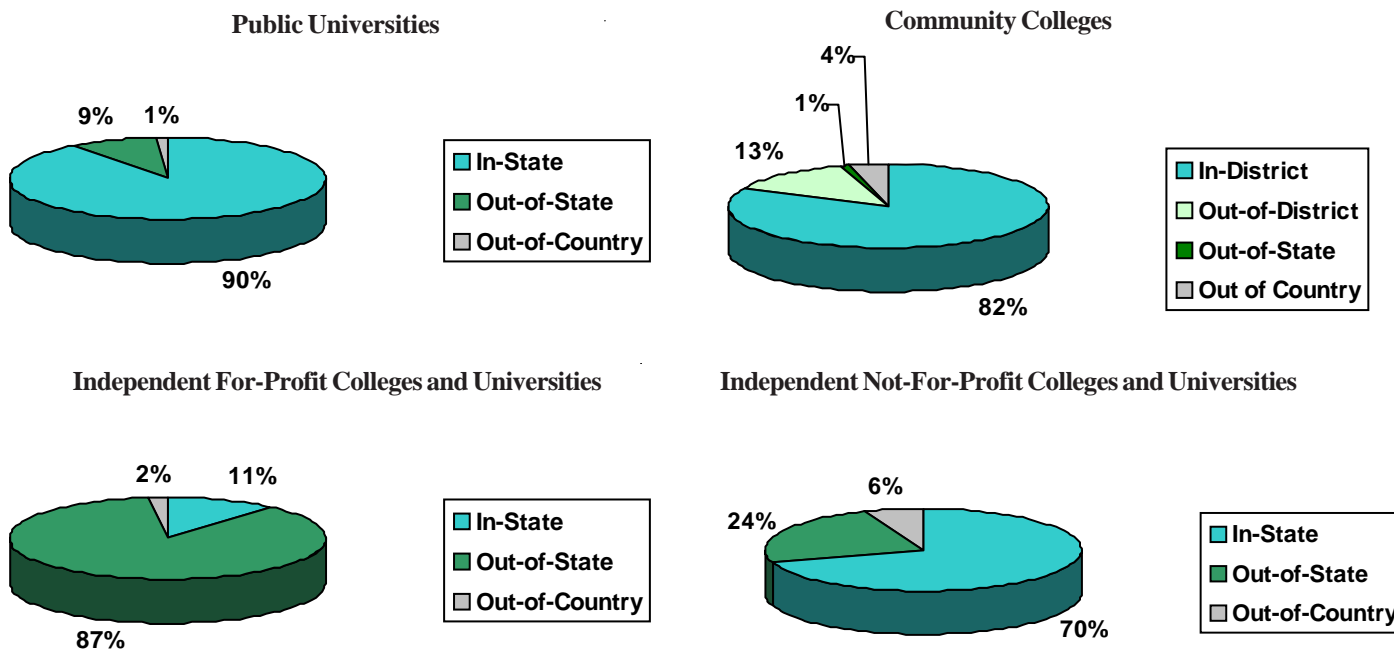
Online Enrollments by Residency

The vast majority of all online course enrollments reported by Illinois public colleges and universities were from students residing in the state. Independent colleges and universities had a majority of online student course enrollments living in the USA outside of Illinois.

The residency of students enrolled in online courses varied by sector with community colleges having the highest percentage of Illinois residents (95%), followed by the public universities (90%), and the independent not-for-profit colleges and universities (70%).

The graphs show the distributions of online enrollments at all Illinois public universities, public community colleges, independent for-profit colleges and universities, and independent not-for-profit colleges and universities by residency.

**Online Enrollments
at Illinois Colleges and Universities
by Residency
Summer 2008**

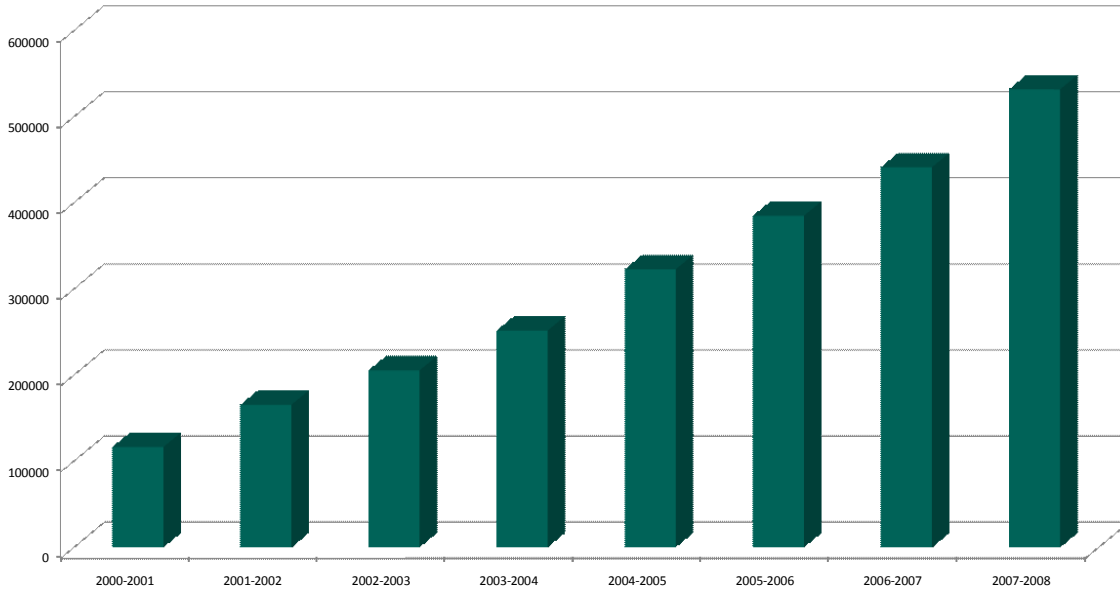


Annual Academic Year Enrollments

Illinois colleges and universities reported a total of **481,738** online course enrollments and **531,919** enrollments in all distance education during academic year 2007-2008 (Fall 2007, Spring 2008, and Summer 2008). This is an increase of **96,199** online course enrollments (**20%**) and an increase of **90,427** course enrollments (**17%**) in all distance education delivery modes from the previous academic year (2006-2007).

Distance Education Enrollment - A Retrospective Academic Year Enrollments 2000-2001 to 2007-2008

The chart below details the overall growth in distance education enrollments from academic year 2000-2001 to academic year 2007-2008.



The Illinois Virtual Campus greatly appreciates the cooperative effort of all Illinois colleges and universities and the Illinois Community College Board (ICCB) in submitting the distance education course enrollment data for this report. Distance education enrollment reports for all terms since Fall 1999 can be found on the Illinois Virtual Campus website at <http://www.ivc.illinois.edu> in the Enrollment Report archives.

Appendix

The following tables show several different views of the course enrollments in distance education for the Summer Term 2008.

- Table 1** Distance Education Enrollments by Delivery Mode
- Table 2** Change in Distance Education Enrollments by Delivery Mode from Summer 2007 to Summer 2008
- Table 3** Change in Academic Year Enrollments by Delivery Mode from 2006-2007 to 2007-2008
- Table 4** Academic Year Enrollments by Delivery Mode from 2000 to 2008
- Table 5** Enrollments in Online and All Distance Education Courses by Sector
- Table 6** Distance Education Enrollments by Sector and Delivery Mode
- Table 7** Distance Education Enrollments by Delivery Mode - Fall 1999 to Summer 2008
- Table 8** Distance Education Enrollments by Institution

Table 1
Summer Term 2008
Distance Education Enrollments
at Illinois Colleges and Universities
by Delivery Mode

Delivery Mode	Courses		Enrollments	
	#	% Total	#	% Total
Internet	7,631	84.72%	150,272	93.23%
Stored Media	566	6.28%	5,418	3.36%
Interactive TV	134	1.49%	913	0.57%
Open Broadcast TV	256	2.84%	2,187	1.36%
Correspondence	420	4.66%	2,393	1.48%
Total	9,007	100.00%	161,183	100.00%

Table 2
Change in Distance Education Enrollments
at Illinois Colleges and Universities
by Delivery Mode
from Summer 2007 to Summer 2008

Delivery Mode	Summer 2007	Summer 2008	Change	
Internet	112,416	150,272	+37,856	+25%
Stored Media	6,767	5,418	-1,349	-20%
Interactive TV	1,184	913	-271	-23%
Open Broadcast TV	1,930	2,187	+257	+12%
Correspondence	2,942	2,393	-549	-19%
All Distance Education	125,239	161,183	+35,944	+22%

Table 3
Change in Academic Year Enrollments
at Illinois Colleges and Universities
by Delivery Mode
from 2006-2007 to 2007-2008

Delivery Mode	2006-2007	2007-2008	Change	
Internet	385,539	481,738	+96,199	+20%
Stored Media	25,747	22,471	-3,276	-14%
Interactive TV	11,611	11,049	-562	-5%
Open Broadcast TV	7,087	7,372	+285	+4%
Correspondence	11,508	9,289	-2,219	-24%
All Distance Education	441,492	531,919	+90,427	+17%

Table 4
Academic Year Enrollments
at Illinois Colleges and Universities
by Delivery Mode
From 2000 to 2008

Delivery Mode	2000-2001	2001-2002	2002-2003	2003-2004	2004-2005	2005-2006	2006-2007	2007-2008
Internet	46,678	81,454	125,074	174,451	250,755	321,838	385,539	481,739
Stored Media	36,906	47,864	45,715	42,946	39,964	32,531	25,747	22,471
Interactive TV	14,095	16,884	14,443	16,195	13,469	12,246	11,611	11,049
Open Broadcast TV	10,586	10,465	10,625	7,144	5,522	6,502	7,087	7,372
Correspondence	8,284	9,031	9,768	11,138	13,348	12,003	11,508	9,289
All Distance Education	116,549	165,698	205,625	251,874	323,058	385,120	441,492	531,919

Table 5
Summer Term 2008
Distance Education Enrollments
at Illinois Colleges and Universities
by Sector

Sector	Internet		All Distance	
	#	% Total	#	% Total
Community Colleges	41,476	27.60%	50,205	31.15%
Public Universities	15,390	10.24%	16,388	10.17%
Independent For Profit Colleges and Universities	87,165	58.00%	87,165	54.08%
Independent Not-For-Profit Colleges and Universities	6,241	4.15%	7,425	4.61%
All Institutions	150,272	100.00%	161,183	100.00%

Table 6
Summer Term 2008
Distance Education Enrollments
at Illinois Colleges and Universities
by Sector and Delivery Mode

Sector	Internet	Stored Media	Interactive TV	Open		Total
				Broadcast TV	Correspondence	
Community Colleges	41,476	4,344	744	1,717	1,928	50,205
Public Universities	15,390	0	160	464	374	16,388
Independent For-Profit Colleges & Universities	87,165	0	0	0	0	87,165
Independent Not-For-Profit Colleges & Universities	6,241	1,074	9	10	91	7,425
All Institutions	150,272	5,418	913	2,187	2,393	161,183

Table 7
Distance Education Enrollments
at Illinois Colleges and Universities
by Delivery Mode
Fall 1999 to Summer 2008

Term	Internet	Stored Media	Interactive TV	Correspondence	Open		All Distance Education
					Broadcast TV	Correspondence	
Fall 1999	5,887	5,264	3,695	N.R.	N.R.	14,846	
Spring 2000	9,888	6,429	4,075	1,441	4,381	26,214	
Fall 2000	13,582	10,174	5,916	3,187	4,303	37,162	
Spring 2001	19,764	13,957	6,410	2,519	3,591	46,241	
Summer 2001	13,332	12,232	1,769	2,578	2,692	32,603	
Fall 2001	23,254	15,381	7,646	2,705	3,552	52,538	
Spring 2002	34,155	20,052	7,547	3,963	3,302	69,019	
Summer 2002	23,651	12,431	1,691	2,363	3,330	43,466	
Fall 2002	40,550	15,337	6,416	2,909	4,001	69,213	
Spring 2003	50,125	17,310	6,508	4,239	4,099	82,281	
Summer 2003	34,399	13,068	1,519	2,620	2,525	54,131	
Fall 2003	50,093	14,782	8,982	2,578	2,959	79,394	
Spring 2004	69,015	17,158	5,707	5,201	2,587	99,668	
Summer 2004	55,343	11,006	1,506	3,359	1,598	72,812	
Fall 2004	80,165	14,821	5,936	5,205	1,801	107,928	
Spring 2005	93,715	15,219	6,283	4,683	2,191	122,091	
Summer 2005	76,875	9,924	1,250	3,460	1,530	93,039	
Fall 2005	105,207	11,960	5,634	4,087	2,382	129,270	
Spring 2006	120,217	12,062	5,409	4,503	2,419	144,610	
Summer 2006	96,414	8,509	1,203	3,413	1,701	111,240	
Fall 2006	127,383	9,174	5,341	4,124	2,450	148,472	
Spring 2007	145,740	9,806	5,086	4,442	2,707	167,781	
Summer 2007	112,416	6,767	1,184	2,942	1,930	125,239	
Fall 2007	158,326	9,021	5,055	3,513	2,544	178,459	
Spring 2008	173,140	8,032	5,081	3,383	2,641	192,277	
Summer 2008	150,272	5,418	913	2,393	2,187	161,183	

(N.R. = None Reported)

Table 8
Distance Education Enrollments
at Illinois Colleges and Universities
by Institution
Summer Term 2008

Institution	Internet	Broadcast TV	Interactive TV	Stored Media	Correspondence	Total
Black Hawk College	547	0	0	143	0	690
Blessing-Rieman College of Nursing	22	0	0	0	0	22
Bradley University	435	0	0	0	0	435
Carl Sandburg College	339	0	78	0	0	417
City Colleges of Chicago						
Harold Washington College	659	518	0	0	0	1,177
Harry S. Truman College	287	321	0	0	0	608
Kennedy-King College	122	117	0	0	0	239
Malcolm X College	156	118	0	0	0	274
Olive-Harvey College	125	97	0	0	0	222
Richard J. Daley College	215	188	0	0	0	403
Wilbur Wright College	370	239	0	0	0	609
College of DuPage	3,958	45	0	978	1,810	6,791
College of Lake County	2,316	0	0	168	0	2,484
Danville Area Community College	567	0	0	0	0	567
DePaul University	1,674	0	0	0	0	1,674
DeVry University	86,559	0	0	0	0	86,559
Eastern Illinois University	1,185	0	0	0	0	1,185
Elgin Community College	789	0	0	594	0	1,383
Governors State University	987	464	0	0	126	1,577
Heartland Community College	926	0	0	0	0	926
Highland Community College	219	0	7	32	0	258
Illinois Central College	2,139	44	0	0	30	2,213
Illinois Eastern Community Colleges						
Frontier Community College	103	4	0	0	11	118
Lincoln Trail Community College	300	0	0	0	3	303
Olney Central College	512	0	0	0	36	548
Wabash Valley College	321	0	0	0	0	321
Illinois Institute of Technology	476	10	9	0	0	495
Illinois State University	2,843	0	0	0	0	2,843
Illinois Valley Community College	452	0	0	81	0	533
John A. Logan College	15	0	0	0	0	15
John Wood Community College	468	0	0	127	0	595
Judson College	6	0	0	28	0	34
Kankakee Community College	750	0	0	0	28	778
Kaskaskia College	2,054	0	80	0	10	2,144
Kishwaukee College	784	21	0	0	0	805
Lake Land College	1,576	0	0	0	0	1,576
Lewis and Clark Community College	1,327	0	0	0	0	1,327
Lincoln Land Community College	1,107	0	0	0	0	1,107
McHenry County College	860	0	0	299	0	1,159
Midstate College	606	0	0	0	0	606
Moody Bible Institute	426	0	0	0	0	426
Moraine Valley Community College	1,473	0	0	152	0	1,625
Morton College	168	0	0	30	0	198
Northeastern Illinois University	107	0	25	0	0	132
Northern Illinois University	470	0	50	0	0	520
Oakton Community College	1,286	0	14	186	0	1,486
Olivet Nazarene University	600	0	0	1,046	0	1,646

Institution	Internet	Broadcast TV	Interactive TV	Stored Media	Correspondence	Total
Parkland College	3,892	0	0	118	0	4,010
Prairie State College	656	0	0	0	0	656
Rend Lake College	194	0	91	64	0	349
Richland Community College	680	0	0	0	0	680
Rock Valley College	509	0	0	0	0	509
Roosevelt University	617	0	0	0	91	708
Rush University	740	0	0	0	0	740
Sauk Valley Community College	369	0	0	40	0	409
Shawnee Community College	252	0	27	208	0	487
South Suburban College	741	0	0	202	0	943
Southeastern Illinois College	847	0	118	0	0	965
Southern Illinois University Carbondale	764	0	0	0	210	974
Southern Illinois University Edwardsville	442	0	0	0	0	442
Southwestern Illinois College	1,180	0	30	434	0	1,644
Spoon River College	284	0	0	0	0	284
Triton College	830	0	0	46	0	876
University of Illinois at Chicago	3,828	0	0	0	0	3,828
University of Illinois at Springfield	1,925	0	0	0	0	1,925
University of Illinois at Urbana-Champaign	1,653	0	0	0	0	1,653
University of St. Francis	1,245	0	0	0	0	1,245
Waubensee Community College	1,920	1	299	177	0	2,397
Western Illinois University	1,186	0	85	0	38	1,309
William Rainey Harper College	1,832	0	0	265	0	2,097
Totals	150,272	2,187	913	5,418	2,393	161,183