



Distance Education Enrollments at Illinois Colleges and Universities

Illinois Virtual Campus

Data for Summer 2007/Academic Year 2006-2007

Executive Summary

Illinois colleges and universities reported a total of 441,492 enrollments in all distance education delivery modes during academic year 2006-2007.

Distance Education Enrollments

A survey completed by the Illinois Virtual Campus shows that there were **125,239** distance education enrollments in **7,681** distance education courses for the Summer 2007 term. This is a **13%** increase in enrollment from Summer 2006 when there were **7,232** courses and **111,240** enrollments.

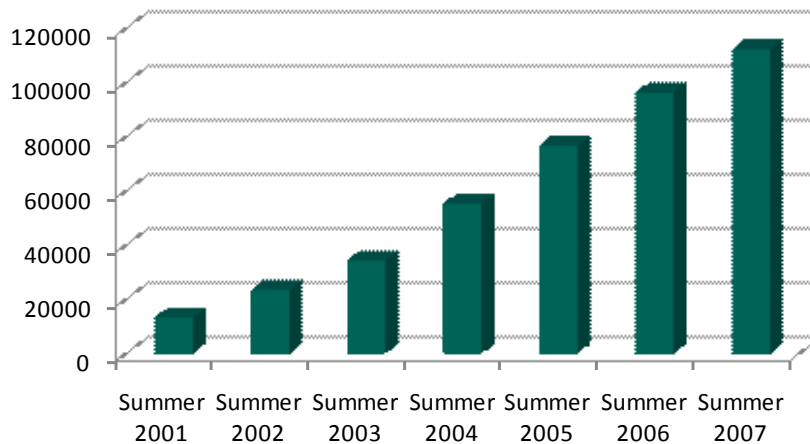
Online Course Enrollments

Illinois colleges and universities reported offering **6,098** online class sections that generated **112,416** enrollments during the Summer 2007 term. This is an increase of **628** online course sections (**11%**) and **16,002** enrollments (**17%**) from the **5,470** online course sections and **96,414** enrollments reported for the Summer 2006 term.

Enrollments in Online Courses

This graph shows the online course enrollments reported by Illinois colleges and universities for the Summer terms since Summer 2001.

Enrollments in Online Courses at Illinois Colleges and Universities Summer 2001 to Summer 2007



Changes in Enrollment by Delivery Mode

Online Enrollment Percentage

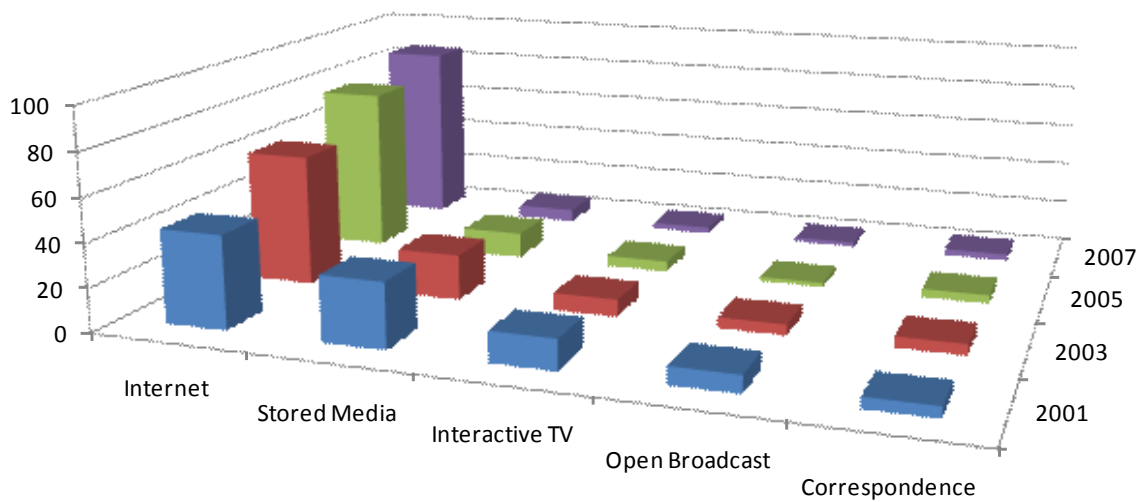
Online enrollments accounted for **89%** of all distance education enrollments in the Summer 2007 term compared to **87%** of the total enrollments in the Summer 2006 term.

All Other Delivery Mode Percentage

While enrollments in Internet courses increased significantly, enrollments in Interactive TV and stored media decreased. Enrollments in Interactive TV decreased **2%** and enrollments in stored media decreased by **20%** from Summer 2006. Table 2 in the appendix shows the change in distance education enrollments by delivery mode from Summer 2006 to Summer 2007.

Distance Education Enrollment - A Retrospective Percentage of Enrollments by Delivery Mode 2001-2007

Enrollments in Internet courses have increased significantly from semester to semester and year to year. All other delivery modes have continued to show a decrease over the same time period. Enrollment in online courses has reached a high of 89% for the year 2007. The graph below shows a snapshot of the breakdown of percentages for each delivery mode (to equal 100%) from 2001 to 2007.



Changes in Enrollment by Sector

Community College Enrollment

During the Summer 2007 term, community colleges reported offering **2,484** online course sections that generated **34,465** enrollments.

Public University Enrollment

Public universities reported offering **666** online course sections that generated **12,410** enrollments.

Independent For-Profit Colleges and Universities

Independent for-profit colleges and universities reported offering **2,453** online courses that generated **60,079** enrollments.

Independent Not-For-Profit Colleges and Universities

Independent not-for-profit colleges and universities reported offering **495** online courses that generated **5,462** enrollments.

Institutions with the largest online enrollments

The Illinois institutions reporting the largest online course enrollments during the Summer 2007 term in each sector of higher education in Illinois were:

Parkland College (3,463) and **College of DuPage (3,271)** from the community college system.

University of Illinois at Chicago (4,046) and University of Illinois at Springfield (1,936) from the public universities.

DeVry University (59,557) from the independent for-profit colleges and universities.

DePaul University (1,287) from the independent not-for-profit colleges and universities.

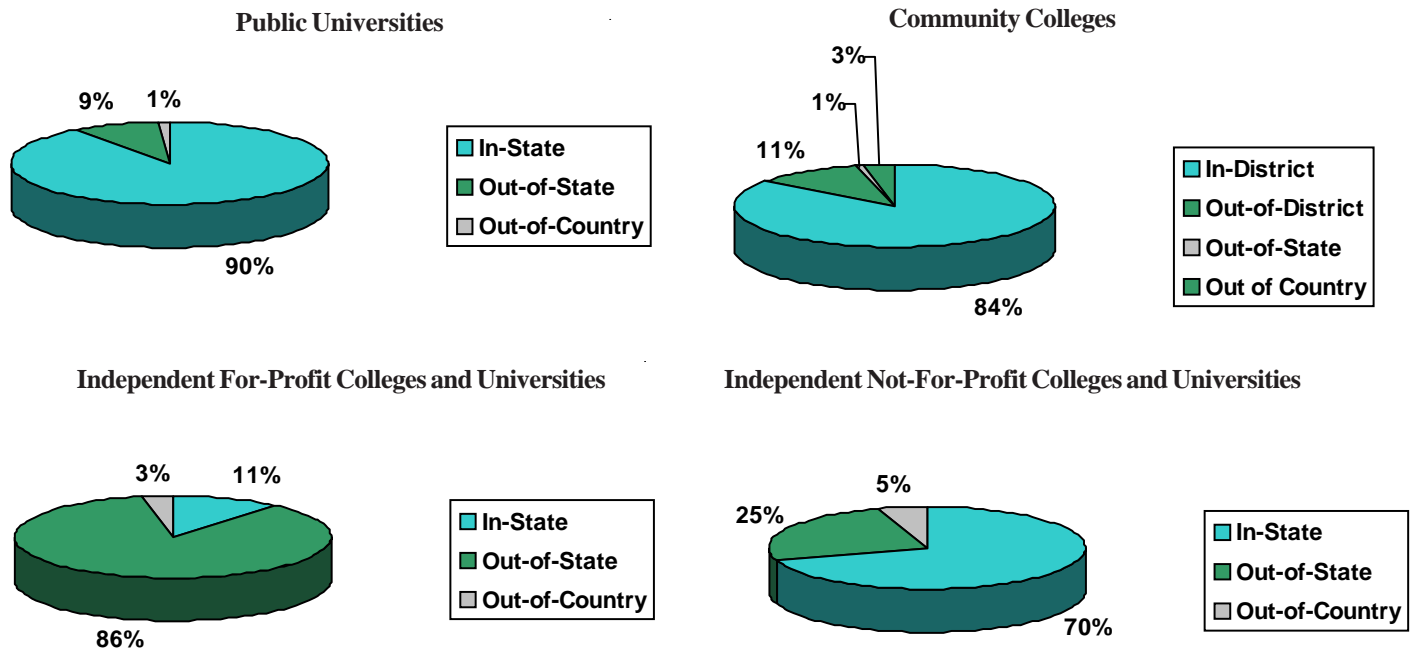
Online Enrollments by Residency

The vast majority of all online course enrollments reported by Illinois public colleges and universities were from students residing in the state. Independent colleges and universities had a majority of online student course enrollments living in the USA outside of Illinois.

The residency of students enrolled in online courses varied by sector with community colleges having the highest percentage of Illinois residents (96%), followed by the public universities (90%), and the independent not-for-profit colleges and universities (70%).

The graphs show the distributions of online enrollments at all Illinois public universities, public community colleges, independent for-profit colleges and universities, and independent not-for-profit colleges and universities by residency.

**Online Enrollments
at Illinois Colleges and Universities
by Residency
Summer 2007**

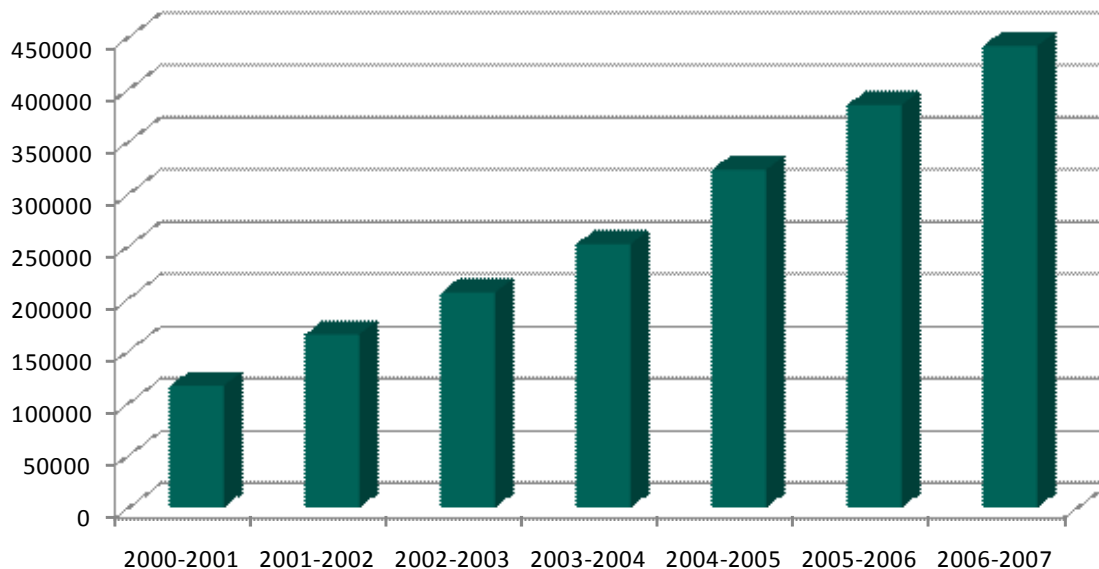


Annual Academic Year Enrollments

Illinois colleges and universities reported a total of **385,269** online course enrollments and **441,492** enrollments in all distance education during academic year 2006-2007 (Fall 2006, Spring 2007, and Summer 2007). This is an increase of **63,431** online course enrollments (**20%**) and an increase of **56,372** course enrollments (**15%**) in all distance education delivery modes from the previous academic year (2005-2006).

Distance Education Enrollment - A Retrospective Academic Year Enrollments 2000-2001 to 2006-2007

The chart below details the overall growth in distance education enrollments from academic year 2000-2001 to academic year 2006-2007.



The Illinois Virtual Campus greatly appreciates the cooperative effort of all Illinois colleges and universities and the Illinois Community College Board (ICCB) in submitting the distance education course enrollment data for this report. Distance education enrollment reports for all terms since Fall 1999 can be found on the Illinois Virtual Campus website at <http://www.ivc.illinois.edu> in the Enrollment Report archives.

Appendix

The following tables show several different views of the course enrollments in distance education for the Summer Term 2007.

- Table 1** Distance Education Enrollments by Delivery Mode
- Table 2** Change in Distance Education Enrollments by Delivery Mode from Summer 2006 to Summer 2007
- Table 3** Change in Academic Year Enrollments by Delivery Mode from 2005-2006 to 2006-2007
- Table 4** Academic Year Enrollments by Delivery Mode from 2000 to 2007
- Table 5** Enrollments in Online and All Distance Education Courses by Sector
- Table 6** Distance Education Enrollments by Sector and Delivery Mode
- Table 7** Distance Education Enrollments by Delivery Mode - Fall 1999 to Summer 2007
- Table 8** Distance Education Enrollments by Institution

Table 1
Spring Term 2007
Distance Education Enrollments
at Illinois Colleges and Universities
by Delivery Mode

Delivery Mode	Courses		Enrollments	
	#	% Total	#	% Total
Internet	6,098	79.42%	112,416	89.76%
Stored Media	596	7.76%	6,767	5.40%
Interactive TV	183	2.38%	1,184	0.95%
Open Broadcast TV	247	3.22%	1,930	1.54%
Correspondence	554	7.22%	2,942	2.35%
Total	7,678	100.00%	125,239	100.00%

Table 2
Change in Distance Education Enrollments
at Illinois Colleges and Universities
by Delivery Mode
from Summer 2006 to Summer 2007

Delivery Mode	Summer 2006	Summer 2007	Change	
Internet	96,414	112,416	+16,002	+17%
Stored Media	8,509	6,767	-1,742	-20%
Interactive TV	1,203	1,184	-24	-2%
Open Broadcast TV	1,701	1,930	+229	+13%
Correspondence	3,413	2,942	-471	-14%
All Distance Education	111,240	125,239	+13,999	+13%

Table 3
Change in Academic Year Enrollments
at Illinois Colleges and Universities
by Delivery Mode
from 2005-2006 to 2006-2007

Delivery Mode	2005-2006	2006-2007	Change	
Internet	321,838	385,269	+63,431	+20%
Stored Media	32,531	24,747	-6,784	-21%
Interactive TV	12,246	11,611	-635	-5%
Open Broadcast TV	6,502	7,087	+585	+9%
Correspondence	12,003	11,508	-495	-4%
All Distance Education	385,120	441,492	+56,372	+15%

Table 4
Academic Year Enrollments
at Illinois Colleges and Universities
by Delivery Mode
From 2000 to 2007

Delivery Mode	2000-2001	2001-2002	2002-2003	2003-2004	2004-2005	2005-2006	2006-2007
Internet	46,678	81,454	125,074	174,451	250,755	321,838	385,269
Stored Media	36,906	47,864	45,715	42,946	39,964	32,531	25,747
Interactive TV	14,095	16,884	14,443	16,195	13,469	12,246	11,611
Open Broadcast TV	10,586	10,465	10,625	7,144	5,522	6,502	7,087
Correspondence	8,284	9,031	9,768	11,138	13,348	12,003	11,508
All Distance Education	116,549	165,698	205,625	251,874	323,058	385,120	441,492

Table 5
Summer Term 2007
Distance Education Enrollments
at Illinois Colleges and Universities
by Sector

Sector	Internet		All Distance	
	#	% Total	#	% Total
Community Colleges	34,465	30.66%	43,999	35.13%
Public Universities	12,410	11.04%	13,653	10.90%
Independent For Profit Colleges and Universities	60,079	53.44%	60,079	47.97%
Independent Not-For-Profit Colleges and Universities	5,462	4.68%	7,508	5.99%
All Institutions	112,416	100.00%	125,239	100.00%

Table 6
Summer Term 2007
Distance Education Enrollments
at Illinois Colleges and Universities
by Sector and Delivery Mode

Sector	Internet	Stored Media	Interactive TV	Open Broadcast TV	Correspondence	Total
Community Colleges	34,465	4,866	917	1,502	2,248	43,999
Public Universities	12,410	0	216	411	571	13,653
Independent For-Profit Colleges & Universities	60,079	0	0	0	0	60,079
Independent Not-For-Profit Colleges & Universities	5,462	1,901	6	16	123	7,508
All Institutions	112,416	6,767	1,184	1,930	2,942	125,239

Table 7
Distance Education Enrollments
at Illinois Colleges and Universities
by Delivery Mode
Fall 1999 to Summer 2007

Term	Internet	Stored Media	Interactive TV	Correspondence	Open Broadcast TV	All Distance Education
Fall 1999	5,887	5,264	3,695	N.R.	N.R.	14,846
Spring 2000	9,888	6,429	4,075	1,441	4,381	26,214
Fall 2000	13,582	10,174	5,916	3,187	4,303	37,162
Spring 2001	19,764	13,957	6,410	2,519	3,591	46,241
Summer 2001	13,332	12,232	1,769	2,578	2,692	32,603
Fall 2001	23,254	15,381	7,646	2,705	3,552	52,538
Spring 2002	34,155	20,052	7,547	3,963	3,302	69,019
Summer 2002	23,651	12,431	1,691	2,363	3,330	43,466
Fall 2002	40,550	15,337	6,416	2,909	4,001	69,213
Spring 2003	50,125	17,310	6,508	4,239	4,099	82,281
Summer 2003	34,399	13,068	1,519	2,620	2,525	54,131
Fall 2003	50,093	14,782	8,982	2,578	2,959	79,394
Spring 2004	69,015	17,158	5,707	5,201	2,587	99,668
Summer 2004	55,343	11,006	1,506	3,359	1,598	72,812
Fall 2004	80,165	14,821	5,936	5,205	1,801	107,928
Spring 2005	93,715	15,219	6,283	4,683	2,191	122,091
Summer 2005	76,875	9,924	1,250	3,460	1,530	93,039
Fall 2005	105,207	11,960	5,634	4,087	2,382	129,270
Spring 2006	120,217	12,062	5,409	4,503	2,419	144,610
Summer 2006	96,414	8,509	1,203	3,413	1,701	111,240
Fall 2006	127,383	9,174	5,341	4,124	2,450	148,472
Spring 2007	145,740	9,806	5,086	4,442	2,707	167,781
Summer 2007	112,416	6,767	1,184	2,942	1,930	125,239

(N.R. = None Reported)

Table 8
Distance Education Enrollments
at Illinois Colleges and Universities
by Institution
Summer Term 2007

Institution	Internet	Broadcast TV	Interactive TV	Stored Media	Correspondence	Total
Black Hawk College	608	0	0	173	0	781
Blessing-Rieman College of Nursing	19	0	0	0	0	19
Bradley University	491	0	0	0	0	491
Carl Sandburg College	308	0	88	0	0	396
City Colleges of Chicago						
Harold Washington College	796	516	0	0	0	1,312
Harry S. Truman College	124	142	0	0	0	266
Kennedy-King College	93	92	0	0	0	185
Malcolm X College	114	80	0	0	0	194
Olive-Harvey College	86	88	0	0	0	174
Richard J. Daley College	178	130	0	0	0	308
Wilbur Wright College	316	297	0	0	0	613
College of DuPage	3,271	48	0	1,138	2,038	6,495
College of Lake County	1,975	0	0	161	0	2,136
DePaul University	1,287	0	0	0	0	1,287
DeVry University	59,557	0	0	0	0	59,557
Eastern Illinois University	927	0	0	0	0	927
Elgin Community College	445	0	0	456	0	901
Governors State University	955	411	0	0	115	1,481
Heartland Community College	637	0	46	0	0	683
Highland Community College	280	0	16	35	0	331
Illinois Central College	1,735	20	0	0	129	1,884
Illinois Eastern Community Colleges						
Frontier Community College	84	0	0	12	8	104
Lincoln Trail Community College	282	0	0	0	1	283
Olney Central College	500	0	0	0	47	547
Wabash Valley College	280	0	0	0	13	293
Illinois Institute of Technology	436	16	6	0	0	458
Illinois State University	928	0	0	0	0	928
Illinois Valley Community College	363	0	0	97	0	460
John Wood Community College	42	0	141	103	0	286
Judson College	75	0	0	45	0	120
Kankakee Community College	598	0	0	0	12	610
Kaskaskia College	1,661	0	99	0	0	1,760
Kishwaukee College	717	23	0	0	0	740
Lake Land College	1,412	0	0	0	0	1,412
Lewis and Clark Community College	1,128	0	0	0	0	1,128
Lewis University	511	0	0	0	0	511
Lincoln Land Community College	963	0	22	0	0	985
McHenry County College	851	0	0	247	0	1,098
Midstate College	522	0	0	0	0	522
Moody Bible Institute	452	0	0	0	0	452
Moraine Valley Community College	1,342	0	0	417	0	1,759
Morton College	195	0	0	18	0	213
Northeastern Illinois University	0	0	20	0	0	20
Northern Illinois University	336	0	162	0	0	498
Oakton Community College	931	0	13	160	0	1,104
Olivet Nazarene University	0	0	0	1,856	0	1,856

Institution	Internet	Broadcast TV	Interactive TV	Stored Media	Correspondence	Total
Parkland College	3,463	34	0	92	0	3,589
Prairie State College	470	0	0	17	0	487
Rend Lake College	167	33	51	19	0	270
Richland Community College	619	0	0	0	0	619
Rock Valley College	430	0	0	11	0	441
Roosevelt University	517	0	0	0	123	640
Rush University	521	0	0	0	0	521
Sauk Valley Community College	334	0	0	34	0	368
Shawnee Community College	191	0	77	218	0	486
South Suburban College	702	0	0	211	0	913
Southeastern Illinois College	733	0	40	0	0	773
Southern Illinois University Carbondale	605	0	0	0	265	870
Southern Illinois University Edwardsville	198	0	0	0	0	198
Southwestern Illinois College	988	0	53	609	0	1,650
Spoon River College	266	0	0	0	0	266
Triton College	765	0	0	91	0	856
University of Illinois at Chicago	4,046	0	0	0	0	4,046
University of Illinois at Springfield	1,936	0	0	0	0	1,936
University of Illinois at Urbana-Champaign	1,631	0	25	0	49	1,705
University of St. Francis	1,153	0	0	0	0	1,153
Waubensee Community College	1,666	0	271	193	0	2,130
Western Illinois University	848	0	54	0	142	1,044
William Rainey Harper College	1,356	0	0	354	0	1,710
Totals	112,416	1,930	1,184	6,767	2,942	125,239