

Executive Summary

Illinois colleges and universities reported a total of 323,058 enrollments in all distance education delivery modes during academic year 2004-2005.

Online Enrollments

A survey completed by the **Illinois Virtual Campus** shows that **online** enrollments at Illinois colleges and universities continue to increase dramatically.

Illinois colleges and universities reported offering **4,628** online class sections that generated **76,875** student enrollments during the Summer 2005 term. This is an increase of **21,532** enrollments (**39%**) from the **55,343** online enrollments reported for the Summer 2004 term.

Distance Education Course Sections

Illinois institutions reported offering **6,382** course sections in all distance education delivery modes that generated **93,039** course enrollments. This is an increase of **759** course sections and an increase of **20,227** course enrollments (**28%**) from the **5,623** course sections that generated **72,812** course enrollments in the Summer 2004 term.

Sharpen the Focus

Phone interviews with selected institutions sharpen the focus to provide a deeper understanding of distance education enrollment trends in Illinois.

The phone interviews were conducted in September and included three community colleges, a public university, and an independent institution. Carl Sandburg College, McHenry County College, Shawnee Community College, University of Illinois at Chicago, and Moody Bible Institute were chosen.

The interview consisted of five questions. The questions and individual responses are interspersed with the numerical enrollment data within this report.

To view the entire "Sharpen the Focus" see http://www.ivc.illinois.edu/pubs/enrollment/Sharpen_Summer05.html.

Fast Facts

Online enrollments accounted for **83%** of all distance education enrollments in the Summer 2005 term up from **76%** in Summer 2004 and **64%** in Summer 2003.

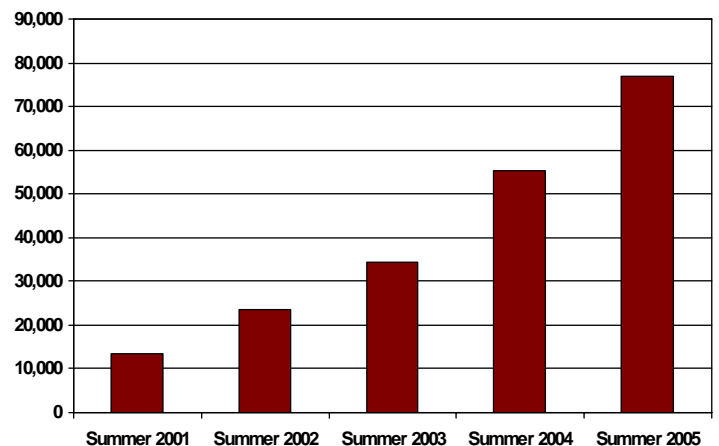
Interactive TV, open broadcast TV and correspondence courses accounted for only **7%** of all distance education enrollments for Summer 2005.

Community colleges accounted for **48%**, public universities accounted for **13%**, and independent universities accounted for **39%** of all distance education enrollments for academic year 2004-2005.

Enrollments in Online Courses

This graph shows the online course enrollments reported by Illinois colleges and universities for the Summer terms since Summer 2001.

**Enrollments in Online Courses
at Illinois Colleges and Universities
Summer 2001 to Summer 2005**



Sharpen the Focus

What programs and subject areas generate the most distance education enrollments?

Carl Sandburg College – Our General Education courses in math and science are very popular. Also, we see a lot of interest in our Criminal Law and CIS programming courses.

McHenry County College – Our General Education courses such as English Composition I & II, Art, History, Math, Political Science, Humanities and Psychology fill very quickly. Other areas generating strong enrollment are: Medical Terminology, Geography of the Developing Worlds, Computer Literacy, International Business Studies, Marketing, Criminology and Spanish.

Shawnee Community College – General Education courses fill very quickly. We have Music and English courses completely online that are very much in demand. Also, our Introductory Biology course always fills quickly. However, this course does require some campus visits for the lab work.

University of Illinois at Chicago – Our Graduate Medical Education (GME) non-credit program generates the highest enrollment numbers of all UIC's online programs. The GME is a contract program designed to prepare medical residents to function more competently in the modern healthcare environment. Currently, there are 2,500 students enrolled from 27 institutions nationwide. This program consists of 13 self-paced modules that the students must complete within 2 years.

Moody Bible Institute – Students often come to Moody Bible Institute specifically for Biblical Studies. Our Foundation Biblical Studies courses are very well received and account for a good deal of our online enrollments.

The number of enrollments in broadcast TV courses increased slightly from 2004 to 2005, but the percent of total enrollments remained the same at **2%**.

Sharpen the Focus

If your institution currently offers distance education courses in delivery modes other than the Internet (such as correspondence courses or Broadcast TV), what are your plans for continuing to offer them? What segment of the student population enrolls in these courses?

Carl Sandburg College – We currently offer stored media, interactive TV and Internet courses. Our stored media classes will all be online by next year. Currently, the interactive TV and Internet courses are generating about the same number of enrollments and amount of interest – 47.5% interactive TV, 47.5% Internet, and 5% stored media.

McHenry County College – We offer both telecourses and Internet courses. Telecourse credit hours decreased somewhat over Fall 2004. The decrease in telecourse activity can be attributed, in part, to the reduction of telecourse offerings each semester. Since most of our telecourses allow students to enroll at anytime during the semester, plans are to continue to offer these flexible enrollment options. Students enrolling in telecourses are generally stay-at-home women, working professionals and/or traditional students who for whatever reason can not attend an on-campus class.

Shawnee Community College – We offer telecourses, interactive TV and Internet courses. All 3 modes are increasing in enrollment. On average we have 500 students enrolled in Internet courses, and 400 students enrolled in each of telecourse and interactive TV courses.

University of Illinois at Chicago – The College of Nursing offers interactive video courses, which are offered via the Internet using an IP address. All other distance education offerings are online.

Moody Bible Institute – For over 100 years, Moody Bible Institute has offered independent study correspondence courses. About 40% of our distance education enrollments come from these courses. Forty percent of the enrollments are generated by Internet courses, and 20% are provided at our regional classrooms in 4 states – Illinois, Ohio, Florida, and Washington State.

Changes in Enrollment by Delivery Mode

Online Enrollment Percentage

Online enrollments accounted for **83%** of all distance education enrollments in the Summer 2005 term compared to **76%** of the total enrollments in the Summer 2004 term.

All Other Delivery Mode Percentage

The percent of enrollments in delivery modes other than online decreased between 2004 and 2005. Stored media courses represented **15%** of all enrollments in 2004 but dropped to **11%** in 2005. Interactive TV enrollments were **2%** in 2004 and dropped to **1%** in 2005. Correspondence courses represented **5%** in 2004 but dropped to **4%** in 2005.

Online Enrollments by Sector

Community College Enrollment

During the Summer 2005 term, community colleges reported offering **2,115** online course sections that generated **26,188** enrollments.

Public University Enrollment

Public universities reported offering **468** online course sections that generated **9,456** enrollments.

Independent For-Profit Colleges and Universities

Independent for-profit colleges and universities reported offering **1,683** online courses that generated **37,193** enrollments.

Independent Not-For-Profit Colleges and Universities

Independent not-for-profit colleges and universities reported offering **362** online courses that generated **4,038** enrollments.

Institutions with the largest enrollments

The Illinois institutions reporting the largest online course enrollments during the Summer 2005 term in each sector of higher education in Illinois were:

Parkland College (2,625) and **College of DuPage (1,586)** from the community college system.

University of Illinois at Chicago (3,720) and **University of Illinois at Springfield (1,420)** from the public universities.

DeVry University (38,874) from the independent for-profit colleges and universities.

DePaul University (1,204) from the independent not-for-profit colleges and universities.

Sharpen the Focus

What is the most important trend in distance education at your institution?

Carl Sandburg College – The most important trend we are experiencing is the growth in enrollment in online courses. We currently offer stored media courses,. However, they will all be online after this year so we expect a continued growth in online enrollments.

McHenry County College – We have witnessed 3 significant trends in our distance education program. The first is rapidly increasing enrollments in online courses (46% for 2004-2005). Also, there has been an increase in the number of students enrolling in Internet Course Exchange (ICE) courses and more out-of-district students are contacting us as a result of searching the IVC web site for available courses. The last trend, noteworthy, is our distance education retention and completion rates. The average retention rate reported Spring 05 for online courses was 85.7% and 82.3% for telecourses. Both

online and telecourse completion rates were the highest they have ever been.

Shawnee Community College – Like most other schools, we have seen a growth in online course development and enrollment. The majority of our distance education enrollments are now generated by online courses. They are replacing our past leaders – telecourses (videotaped) and interactive TV (two-way audio and video connections that enable students at "remote site" locations to fully interact with the teacher and the students in the "instructor site" classroom) courses. We are also seeing a growth in the use of Internet components in face-to-face courses as instructors are adding streaming video/audio and other Internet technologies to their current courses.

University of Illinois at Chicago – We have seen an increase in enrollments in the professional education area. These programs are credit non-degree or non-credit, with a particular trend towards the development of post-baccalaureate and post-masters certificate programs. For the credit programs, we've seen growing enrollments in the Public Health Informatics and Specialist in Blood Bank Technology certificate programs. Overall, the campus now has seven online certificate programs that are geared toward working professionals who need skills or education in a specific area of their field in order for advancement or for credentials.

Moody Bible Institute – At Moody Bible Institute we are moving to a cohort system that will allow for more collaborative online learning between students and faculty. This is a big development for our distance education courses.

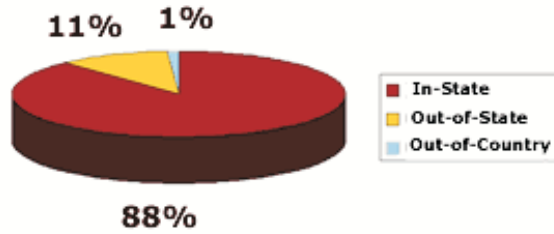
Online Enrollments by Residency

The vast majority of all online course enrollments reported by Illinois public colleges and universities and independent not-for-profit colleges and universities were students residing in the state. Independent for-profit colleges and universities had a higher percentage of students residing outside of Illinois.

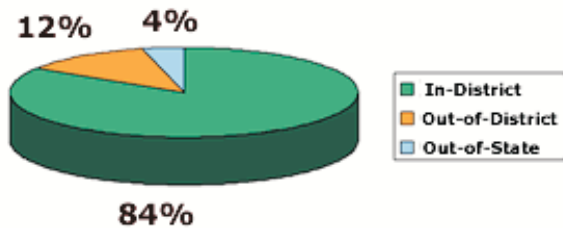
The residency of students enrolled in online courses varied by sector with community colleges having the highest percentage of Illinois residents (**96%**), followed by the public universities (**88%**), and the independent not-for-profit colleges and universities (**74%**). The independent for-profit colleges and universities have a low Illinois residency rate (**13%**). The graphs below show the distributions of online enrollments at all Illinois public universities, public community colleges, and independent colleges and universities by residency.

**Online Enrollments
at Illinois Colleges and Universities
by Residency for Summer 2005**

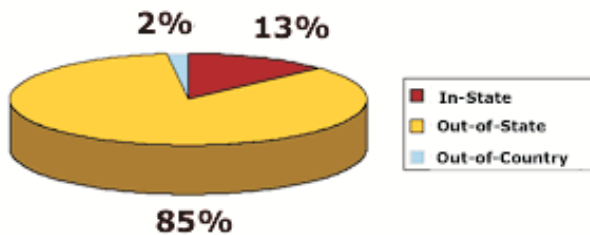
Public Universities



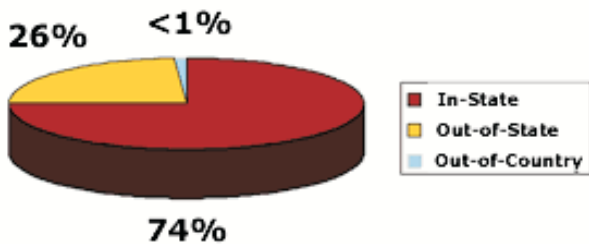
Community Colleges



Independent For-Profit Colleges and Universities



Independent Not-For-Profit Colleges and Universities



Sharpen the Focus

What additional information about enrollment at your institution is significant?

Carl Sandburg College – Our county has experienced a drop in population of late, so overall our total (distance and face-to-face) enrollment is down 8%. The declining population combined with the loss of jobs are the major contributing factors in this decline. The partnerships we have built with the IVC and ILCCO help keep distance education enrollments growing at Carl Sandburg. Since 2000, we have had 132 total students enrolled in the course sharing program through ILCCO.

McHenry County College – For McHenry County College, partnerships are important to continued success. Our partnerships with IVC, ILCCO and the course sharing system, have contributed to our growth in distance education. In terms of the future, the ability to leverage resources among institutions will be the key to growing enrollments. At MCC, by combining online courses, telecourses and traditional courses, students can earn an Associate Degree via distance education and transfer to one of our partnering institutions to earn a Bachelor’s Degree as well.

Shawnee Community College – Popularity is increasing for using Internet communication technologies and streaming video in face-to-face courses as well as distance education courses. Our instructors are leading this increased use along with student demand. Web-enhanced courses are drawing more attention these days than standard face-to-face lecture courses.

University of Illinois at Chicago – UIC students on the whole are slightly older than the average age of most university students and are typically non-residential students with full-time or part-time jobs. Only 12% of UIC’s student population lives on campus, but 34.7% are in Chicago and 62.6% are in Cook County. Online and blended learning work very well for our students who are seeking high-quality education but need flexibility in their schedules.

Moody Bible Institute – Because of the nature of our courses, students purposefully come to Moody Bible Institute searching for courses to transfer to other schools. The Foundational Biblical Studies courses are the most popular. We do offer a full degree online, but many students come for a specific course. The students who come to our campus, however, are almost 100% full degree seeking students.

Annual Academic Year Enrollments

Illinois colleges and universities reported a total of **250,755** online course enrollments and **323,058** course enrollments in all distance education during academic year 2004-2005 (Fall 2004, Spring 2005, and Summer 2005). This is an increase of **76,304** online course enrollments (**44%**) and an increase of **71,184** course enrollments (**28%**) in all distance education delivery modes from the previous academic year (2003-2004).

Table 3 in the appendix shows the changes in distance education enrollments by delivery mode from academic year 2003-2004 to academic year 2004-2005.

Sharpen the Focus

How do students enrolled in your distance education courses differ from traditional students in the support services they seek?

Carl Sandburg College – We are involved in the Illinois Community Colleges Online (ILCCO) course sharing and one of the services our students have difficulty with is obtaining the books necessary for courses offered at other institutions. This seems to be the biggest hurdle for our distance education students.

McHenry County College – We find that our distance education students require more technical support help. Because we are involved in the ILCCO course sharing system, we get a number of students from other institutions enrolled in our courses calling with access questions. We also receive calls from students who have seen our courses listed on the IVC web site and want more information about them. Lastly, our distance education students make use of our online Advising resource.

Shawnee Community College – The majority of our online students are also taking courses on campus. So the support they request is usually focused on WebCT, our course management system. We have noticed, and I am sure it is true elsewhere, that our distance education students must be motivated, self-directed and organized in order to succeed.

University of Illinois at Chicago – Our distance education students are not coming on campus so they need help navigating to services and they need an advocate who will work with and for them to get the services they require. The various program coordinators and the External Education office provides these advocates for online students.

Moody Bible Institute – We have found that the mean age for our distance education students is below the average. Our age group is between 20-30 years old. They are technically savvy, but need advising on career direction. They are looking for courses that are related to their area in life.

The Illinois Virtual Campus greatly appreciates the cooperative effort of all Illinois colleges and universities and the Illinois Community College Board (ICCB) in submitting the distance education course enrollment data for this report.

Distance education enrollment reports for all terms since Fall 1999 can be found on the Illinois Virtual Campus website at <http://www.ivc.illinois.edu/> in the Publications area.

Appendix

The following tables show several different views of the course enrollments in distance education for the Summer Term 2005 and Academic Year 2004-2005.

| | |
|----------------|---|
| Table 1 | Distance Education Enrollments by Delivery Mode |
| Table 2 | Change in Distance Education Enrollments by Delivery Mode from Summer 2004 to Summer 2005 |
| Table 3 | Change in Academic Year Enrollments by Delivery Mode from 2003-2004 to 2004-2005 |
| Table 4 | Academic Year Enrollments by Delivery Mode from 2000-2005 |
| Table 5 | Enrollments in Online and All Distance Education Courses by Sector |
| Table 6 | Distance Education Enrollments by Sector and Delivery Mode |
| Table 7 | Distance Education Enrollments by Residency |
| Table 8 | Distance Education Enrollments by Delivery Mode - Fall 1999 to Summer 2005 |
| Table 9 | Distance Education Enrollments by Institution |

Table 1
Summer 2005
Distance Education Enrollments
at Illinois Colleges and Universities
by Delivery Mode

| Delivery Mode | Courses | | Enrollments | |
|-------------------|---------|---------|-------------|---------|
| | # | % Total | # | % Total |
| Internet | 4,628 | 72.52% | 76,875 | 82.63% |
| Stored Media | 791 | 12.39% | 9,924 | 10.67% |
| Interactive TV | 177 | 2.77% | 1,250 | 1.34% |
| Open Broadcast TV | 221 | 3.46% | 1,530 | 1.64% |
| Correspondence | 565 | 8.85% | 3,460 | 3.72% |
| Total | 6,382 | 100.00% | 93,039 | 100.00% |

Table 2
Change in Distance Education Enrollments
at Illinois Colleges and Universities
by Delivery Mode
from Summer 2004 to Spring 2005

| Delivery Mode | Summer 2004 | Summer 2005 | Change | |
|------------------------|-------------|-------------|---------|------|
| Internet | 55,343 | 76,875 | +21,532 | +39% |
| Stored Media | 11,006 | 9,924 | -1,082 | -10% |
| Interactive TV | 1,506 | 1,250 | -256 | -17% |
| Open Broadcast TV | 1,598 | 1,530 | -68 | -4% |
| Correspondence | 3,359 | 3,460 | +101 | +3% |
| All Distance Education | 72,812 | 93,039 | +20,227 | +28% |

Table 3
Change in Academic Year Enrollments
at Illinois Colleges and Universities
by Delivery Mode
from 2003-2004 to 2004-2005

| Delivery Mode | 2003-2004 | 2004-2005 | Change | |
|------------------------|-----------|-----------|---------|------|
| Internet | 174,451 | 250,755 | +76,304 | +44% |
| Stored Media | 42,946 | 39,964 | -2,982 | -7% |
| Interactive TV | 16,195 | 13,469 | -2,726 | -17% |
| Open Broadcast TV | 7,144 | 5,522 | -1,622 | -23% |
| Correspondence | 11,138 | 13,348 | +2,210 | +20% |
| All Distance Education | 251,874 | 323,058 | +71,184 | +28% |

Table 4
Academic Year Enrollments
at Illinois Colleges and Universities
by Delivery Mode
from 2000 -2005

| Delivery Mode | 2000-2001 | 2001-2002 | 2002-2003 | 2003-2004 | 2004-2005 |
|------------------------|-----------|-----------|-----------|-----------|-----------|
| Internet | 46,678 | 81,454 | 125,074 | 174,451 | 250,755 |
| Stored Media | 36,906 | 47,864 | 45,715 | 42,946 | 39,964 |
| Interactive TV | 14,095 | 16,884 | 14,443 | 16,195 | 13,469 |
| Open Broadcast TV | 10,586 | 10,465 | 10,625 | 7,144 | 5,522 |
| Correspondence | 8,284 | 9,031 | 9,768 | 11,138 | 13,348 |
| All Distance Education | 116,549 | 165,698 | 205,625 | 251,874 | 323,058 |

Table 5
Summer Term 2005
Enrollments in Online and All Distance Education Courses
at Illinois Colleges and Universities
by Sector

| Sector | Internet | | All Distance | |
|--|----------|---------|--------------|---------|
| | # | % Total | # | % Total |
| Community Colleges | 26,188 | 34.07% | 38,146 | 41.00% |
| Public Universities | 9,456 | 12.30% | 11,244 | 12.09% |
| Independent For Profit and Not-For-Profit Colleges and Universities | 41,231 | 53.63% | 43,649 | 46.91% |
| All Institutions | 76,875 | 100.00% | 93,039 | 100.00% |

Table 6
Summer Term 2005
Distance Education Enrollments
at Illinois Colleges and Universities
by Sector and Delivery Mode

| Sector | Internet | Stored Media | Open | | Correspondence | Total |
|--|----------|-----------------|-------------------|-----------------|----------------|--------|
| | | | Interactive TV | Broadcast TV | | |
| Community Colleges | 26,188 | 7,657 | 1,004 | 1,100 | 2,197 | 38,146 |
| Public Universities | 9,456 | 21 | 246 | 430 | 1,091 | 11,244 |
| Independent Colleges & Universities | 41,231 | 2,246 | 0 | 0 | 172 | 43,649 |
| All Institutions | 76,875 | 9,924 | 1,250 | 1,530 | 3,460 | 93,039 |

Table 7
Summer Term 2005
Distance Education Enrollments
at Illinois Colleges and Universities
by Residency

| | In District | Out of District | In State | Out of State | Out of Country |
|---|-------------|-----------------|----------|--------------|----------------|
| Community Colleges | | | | | |
| All Distance Education courses | 87% | 10% | 97% | 3% | * |
| Internet courses | 84% | 12% | 96% | 4% | * |
| Public Universities | | | | | |
| All Distance Education courses | n.a. | n.a. | 88% | 11% | 1% |
| Internet courses | n.a. | n.a. | 88% | 11% | 1% |
| Independent For-Profit Colleges and Universities | | | | | |
| All Distance Education courses | n.a. | n.a. | 13% | 85% | 2% |
| Internet courses | n.a. | n.a. | 13% | 85% | 2% |
| Independent Not-For-Profit Colleges and Universities | | | | | |
| All Distance Education courses | n.a. | n.a. | 74% | 26% | <1% |
| Internet courses | n.a. | n.a. | 74% | 26% | <1% |
| All Illinois Colleges and Universities | | | | | |
| All Distance Education courses | n.a. | n.a. | 59% | 40% | 1% |
| Internet courses | n.a. | n.a. | 52% | 47% | 1% |

* = Out-of-Country counts are included in Out-of-State column.

n.a. = not applicable

Table 8
Distance Education Enrollments
at Illinois Colleges and Universities
by Delivery Mode
Fall 1999 to Summer 2005

| Term | Internet | Stored Media | Interactive TV | Correspondence | Open Broadcast TV | All Distance Education |
|-------------|----------|--------------|----------------|----------------|-------------------|------------------------|
| Fall 1999 | 5,887 | 5,264 | 3,695 | N.R. | N.R. | 14,846 |
| Spring 2000 | 9,888 | 6,429 | 4,075 | 1,441 | 4,381 | 26,214 |
| Fall 2000 | 13,582 | 10,174 | 5,916 | 3,187 | 4,303 | 37,162 |
| Spring 2001 | 19,764 | 13,957 | 6,410 | 2,519 | 3,591 | 46,241 |
| Summer 2001 | 13,332 | 12,232 | 1,769 | 2,578 | 2,692 | 32,603 |
| Fall 2001 | 23,254 | 15,381 | 7,646 | 2,705 | 3,552 | 52,538 |
| Spring 2002 | 34,155 | 20,052 | 7,547 | 3,963 | 3,302 | 69,019 |
| Summer 2002 | 23,651 | 12,431 | 1,691 | 2,363 | 3,330 | 43,466 |
| Fall 2002 | 40,550 | 15,337 | 6,416 | 2,909 | 4,001 | 69,213 |
| Spring 2003 | 50,125 | 17,310 | 6,508 | 4,239 | 4,099 | 82,281 |
| Summer 2003 | 34,399 | 13,068 | 1,519 | 2,620 | 2,525 | 54,131 |
| Fall 2003 | 50,093 | 14,782 | 8,982 | 2,578 | 2,959 | 79,394 |
| Spring 2004 | 69,015 | 17,158 | 5,707 | 5,201 | 2,587 | 99,668 |
| Summer 2004 | 55,343 | 11,006 | 1,506 | 3,359 | 1,598 | 72,812 |
| Fall 2004 | 80,165 | 14,821 | 5,936 | 5,205 | 1,801 | 107,928 |
| Spring 2005 | 93,715 | 15,219 | 6,283 | 4,683 | 2,191 | 122,091 |
| Summer 2005 | 76,875 | 9,924 | 1,250 | 3,460 | 1,530 | 93,039 |

(N.R. = None Reported)

Table 9
Distance Education Enrollments
at Illinois Colleges and Universities
by Institution
Summer Term 2005

| Institution | Internet | Broadcast TV | Interactive TV | Stored Media | Correspondence | Total |
|-------------------------------------|-----------------|-------------------------|---------------------------|-------------------------|-----------------------|--------------|
| Black Hawk College | 356 | 0 | 90 | 162 | 0 | 608 |
| Blessing-Rieman College of Nursing | 66 | 0 | 0 | 0 | 0 | 66 |
| Bradley University | 249 | 0 | 0 | 2 | 0 | 251 |
| Carl Sandburg College | 313 | 0 | 123 | 35 | 0 | 471 |
| Chicago State University | 259 | 0 | 0 | 0 | 0 | 259 |
| City Colleges of Chicago | | | | | | |
| Harold Washington College | 492 | 413 | 2 | 0 | 0 | 907 |
| Harry S Truman College | 131 | 119 | 0 | 0 | 0 | 250 |
| Kennedy-King College | 77 | 50 | 0 | 0 | 0 | 127 |
| Malcolm X College | 80 | 67 | 0 | 0 | 0 | 147 |
| Olive-Harvey College | 95 | 55 | 0 | 0 | 0 | 150 |
| Richard J. Daley College | 126 | 76 | 0 | 0 | 0 | 202 |
| Wilbur Wright College | 245 | 158 | 0 | 0 | 0 | 403 |
| College of DuPage | 1,586 | 17 | 0 | 1,456 | 1,943 | 5,002 |
| College of Lake County | 1,375 | 0 | 0 | 304 | 0 | 1,679 |
| Danville Area Community College | 411 | 0 | 0 | 0 | 0 | 411 |
| DePaul University | 1,204 | 0 | 0 | 0 | 0 | 1,204 |
| DeVry University | 36,874 | 0 | 0 | 0 | 0 | 36,874 |
| Eastern Illinois University | 629 | 0 | 0 | 0 | 0 | 629 |
| Governors State University | 510 | 430 | 0 | 0 | 182 | 1,122 |
| Heartland Community College | 410 | 0 | 19 | 0 | 0 | 429 |
| Highland Community College | 80 | 0 | 23 | 30 | 0 | 133 |
| Illinois Central College | 1,393 | 45 | 0 | 0 | 137 | 1,575 |
| Illinois Eastern Community Colleges | | | | | | |
| Frontier Community College | 47 | 0 | 0 | 65 | 9 | 121 |
| Lincoln Trail College | 189 | 0 | 0 | 0 | 5 | 194 |
| Olney Central College | 325 | 0 | 0 | 0 | 27 | 352 |
| Wabash Valley College | 200 | 0 | 0 | 0 | 34 | 234 |
| Illinois State University | 893 | 0 | 0 | 0 | 0 | 893 |
| Illinois Valley Community College | 203 | 0 | 0 | 158 | 0 | 361 |
| John A. Logan College | 337 | 0 | 0 | 343 | 0 | 680 |
| John Wood Community College | 269 | 0 | 140 | 166 | 0 | 575 |
| Joliet Junior College | 832 | 0 | 0 | 331 | 0 | 1,163 |
| Judson College | 79 | 0 | 0 | 34 | 0 | 113 |
| Kankakee Community College | 244 | 0 | 0 | 15 | 0 | 259 |
| Kaskaskia College | 1,006 | 0 | 94 | 110 | 42 | 1,252 |
| Kishwaukee College | 460 | 29 | 5 | 0 | 0 | 494 |
| Lake Land College | 1,385 | 0 | 44 | 0 | 0 | 1,429 |
| Lewis and Clark Community College | 867 | 0 | 0 | 102 | 0 | 969 |
| Lewis University | 394 | 0 | 0 | 0 | 0 | 394 |
| Lincoln Land Community College | 645 | 0 | 0 | 0 | 0 | 645 |
| McHenry County College | 541 | 0 | 0 | 495 | 0 | 1,036 |
| Midstate College | 319 | 0 | 0 | 0 | 0 | 319 |
| Moody Bible Institute | 332 | 0 | 0 | 0 | 0 | 332 |
| Moraine Valley Community College | 1,222 | 0 | 0 | 602 | 0 | 1,824 |
| Morton College | 315 | 0 | 0 | 41 | 0 | 356 |
| Northeastern Illinois University | 0 | 0 | 54 | 0 | 0 | 54 |
| Northern Illinois University | 216 | 0 | 98 | 0 | 0 | 314 |

| Institution | Internet | Broadcast TV | Interactive TV | Stored Media | Correspondence | Total |
|--|---------------|-----------------|-------------------|-----------------|----------------|---------------|
| Oakton Community College | 590 | 0 | 24 | 362 | 0 | 976 |
| Olivet Nazarene University | 0 | 0 | 0 | 2,089 | 0 | 2,089 |
| Parkland College | 2,625 | 66 | 0 | 120 | 0 | 2,811 |
| Prairie State College | 281 | 0 | 0 | 23 | 0 | 304 |
| Quincy University | 54 | 0 | 0 | 121 | 0 | 175 |
| Rend Lake College | 43 | 0 | 74 | 167 | 0 | 284 |
| Richland Community College | 459 | 0 | 12 | 0 | 0 | 471 |
| Rock Valley College | 359 | 0 | 0 | 31 | 0 | 390 |
| Roosevelt University | 381 | 0 | 0 | 0 | 172 | 553 |
| Rush University | 269 | 0 | 0 | 0 | 0 | 269 |
| Sauk Valley Community College | 184 | 0 | 0 | 47 | 0 | 231 |
| Shawnee Community College | 238 | 0 | 10 | 179 | 0 | 427 |
| South Suburban College | 628 | 0 | 0 | 282 | 0 | 910 |
| Southeastern Illinois College | 594 | 0 | 60 | 42 | 0 | 696 |
| Southern Illinois University Carbondale | 373 | 0 | 0 | 0 | 409 | 782 |
| Southern Illinois University Edwardsville | 68 | 0 | 10 | 0 | 0 | 78 |
| Southwestern Illinois College | 666 | 0 | 15 | 951 | 0 | 1,632 |
| Spoon River College | 228 | 0 | 0 | 0 | 0 | 228 |
| Triton College | 810 | 0 | 0 | 237 | 0 | 1,047 |
| University of Illinois at Chicago | 3,720 | 0 | 31 | 0 | 0 | 3,751 |
| University of Illinois at Springfield | 1,420 | 0 | 0 | 0 | 0 | 1,420 |
| University of Illinois at Urbana-Champaign | 713 | 0 | 0 | 0 | 156 | 869 |
| University of St. Francis | 1,010 | 0 | 0 | 0 | 0 | 1,010 |
| Waubensee Community College | 1,311 | 5 | 269 | 279 | 0 | 1,864 |
| Western Illinois University | 655 | 0 | 53 | 21 | 344 | 1,073 |
| William Rainey Harper College | 915 | 0 | 0 | 522 | 0 | 1,437 |
| Totals | 76,875 | 1,530 | 1,250 | 9,924 | 3,460 | 93,039 |