

Executive Summary

From Summer 2003 to Summer 2004, online enrollments increased 61%.

Online Enrollments

A survey completed by the **Illinois Virtual Campus** shows that **online** enrollments at Illinois colleges and universities continue to increase dramatically.

Illinois colleges and universities reported offering **3,648** online class sections that generated **55,343** student enrollments during the Summer 2004 term. This is an increase of **20,944** enrollments (**61%**) from the **34,399** online enrollments reported for the Summer 2003 term.

Distance Education Course Sections

Illinois institutions reported offering **5,623** course sections in all distance education delivery modes that generated **72,812** course enrollments. This is an increase of **1,241** course sections and an increase of **18,681** course enrollments (**35%**) from the **4,382** course sections that generated **54,131** course enrollments in the Summer 2003 term.

Sharpen the Focus

Phone interviews with selected institutions sharpen the focus to provide a deeper understanding of distance education enrollment trends in Illinois.

The phone interviews were conducted in September and included three community colleges, a state university, and an independent institution. Danville Area Community College, Kaskaskia College, South Suburban College, Illinois State University, and University of St. Francis were chosen.

The interview consisted of five questions. The questions and individual responses are interspersed with the numerical enrollment data within this report.

To view the entire "Sharpen the Focus" see http://www.ivc.illinois.edu/pubs/enrollment/Sharpen_Summer04.html.

Fast Facts

Online enrollments accounted for 76% of all distance education enrollments in the Summer 2004 term.

Enrollment in Stored Media, Interactive TV, and Open Broadcast TV decreased by 18% from Summer 2003.

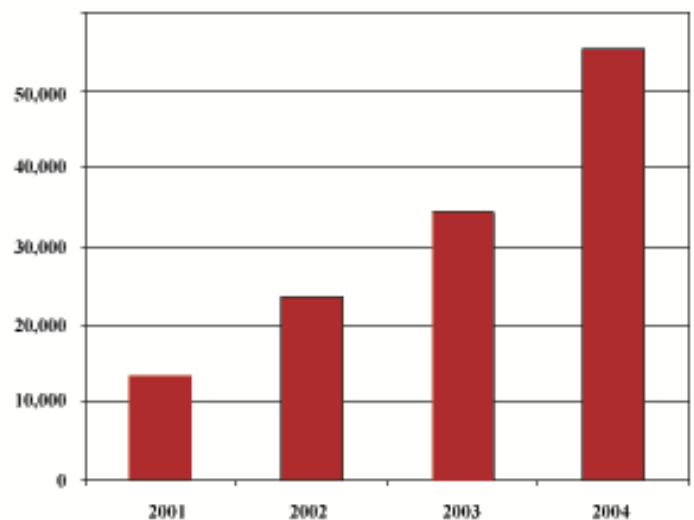
Public universities generated 8,008 online course enrollments compared with 21,792 for community colleges in Summer 2004.

97% of online enrollments at community colleges, 83% of public universities online enrollments, and only 22% of online enrollments at independent colleges and universities are in-state students.

Enrollments in Online Courses

This graph shows the online course enrollments reported by Illinois colleges and universities for the Summer terms since Summer 2001.

**Enrollments in Online Courses
at Illinois Colleges and Universities
Summer 2001 to Summer 2004**



Sharpen the Focus

Did the majority of your online classes fill last semester?

Danville Area Community College – Yes, all our general education online classes filled and we opened 6 new sections. We had some specialty classes that did not fill. However, we did not cancel most of these. We allow these courses to be taught as a tutorial of small class size with full credit for the student.

Kaskaskia College – Yes, and many had waiting lists. We offered 67 online courses and they all filled. Out of approximately 50 interactive TV courses we cancelled 2 and out of approximately 24 telecourses, only 1 was cancelled.

South Suburban College – Yes, most of the online classes filled to capacity. Student enrollment in the telecourse area has been decreasing.

Illinois State University – Yes, we average 24 courses per semester and they all fill. The online courses are popular with our resident students as well as off-campus students. The graduate online courses are smaller due to the nature of the course and attract more non-resident students.

University of St. Francis – Yes, we cap our enrollments on average to 20 students per online class. For the Spring 2004 semester, classes were full and additional sections were opened to meet student demand.

Sharpen the Focus

What was unexpected about online enrollments last term?

Danville Area – Student demand exceeded capacity. We expected to see a leveling off but actually saw an increase in online enrollment. Our overall enrollment at the college is remaining constant with the increase in online enrollments. Interactive TV and telecourses both saw a decrease in enrollment. From Spring 02 to Spring 04, we saw an increase of almost 40% in online enrollments.

Kaskaskia – Online classes filled and had waiting lists with no drop in face-to-face enrollments. In Spring 04, there were 3,338 students enrolled in distance education.

South Suburban – Nothing for last term, but already this term we have seen an increase of nearly one-third in enrollments. In Spring 04 we had 656 students enrolled online and Fall 04 has 900 students.

Illinois State – The enrollments increased more than we expected. We thought the online courses were close to peaking but last term had a larger enrollment. This growth is department and instructor driven and not a set policy within the University.

St. Francis – More than three quarters of our new undergraduate students enrolled in our Health Arts degree completion program chose to take their courses over the Internet or through faculty-directed instruction with one-half of our new graduate students choosing online instruction.

Changes in Enrollment by Delivery Mode

Online Enrollment Percentage

Online enrollments accounted for **76%** of all distance education enrollments in the Summer 2004 term compared to **64%** of the total enrollments in the Summer 2003 term.

All Other Delivery Mode Percentage

While enrollments in online and correspondence courses increased from the previous summer term, the enrollments in all of the other distance education delivery modes decreased from the Summer 2003 term. Interactive TV course enrollments decreased **1%**, open broadcast TV course enrollments decreased by **37%**, and stored media course enrollments decreased by **16%** from the previous summer term. See Table 2 in the appendix for the change in distance education enrollments by delivery mode from Summer 2003 to Summer 2004.

Online Enrollments by Sector

Community College Enrollment

During the Summer 2004 term, community colleges reported offering **1,845** online course sections that generated **21,792** enrollments.

Public University Enrollment

Public universities reported offering **440** online course sections that generated **8,008** enrollments.

Independent Colleges and Universities

Independent colleges and universities reported offering **1,363** online courses that generated **25, 543** enrollments.

Institutions with the largest enrollments

The Illinois institutions reporting the largest online course enrollments during the Summer 2004 term in each sector of higher education in Illinois were:

Parkland College (2,272) from the community college system.

University of Illinois at Chicago (3,406), from the public universities.

DeVry University (20,987) from the independent colleges and universities.

Sharpen the Focus

What is the most important trend in distance education at your institution?

Danville Area – We have seen an increased student interest in online degrees and certificates. We now offer 8 online degrees and certificates including an Associate of Science and Arts (ASA) that can be transferred and credited toward a Bachelor’s degree. They have all received North Central Association (NCA) approval.

Kaskaskia – Our online course sections are filling faster than the face-to-face or interactive TV sections. We currently offer courses that will allow a student to complete an Associate’s degree online, but we are adding additional courses to allow greater flexibility. We are finding this is important to both the traditional and non-traditional students.

South Suburban – At South Suburban, we are witnessing the increased demand for online courses. However, we have come to the end of faculty that are interested in developing online courses. We currently offer 46 online courses taught by 12-15 faculty members. New courses and sections are hard to create and teach with minimal faculty.

Illinois State - The incorporation of distance education technology into courses that would not ordinarily be thought of as distance education. For example, many of our face to face courses have added web-based assignments and communication among students and instructor.

St. Francis – Unlike many institutions that began using the Internet as a supplement to face-to-face courses, USF began by offering its courses completely at a distance. The most important trend is the growing popularity of distance learning. This is especially noticeable with our healthcare professionals. During the Spring 2004 11.9% of our total registrations were online.

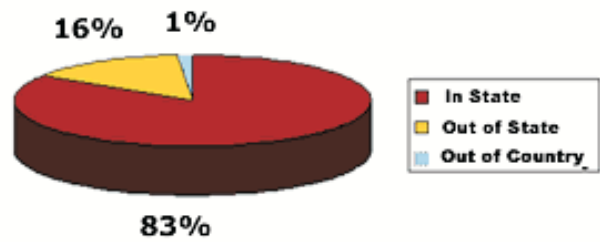
Online Enrollments by Residency

The vast majority of all online course enrollments reported by Illinois public colleges and universities were students residing in the state. Independent colleges and universities had a higher percentage of students residing outside the state.

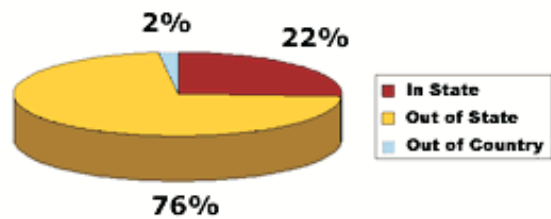
The residency of students enrolled in online courses varied by sector with community colleges having the highest percentage of Illinois residents (97%), followed by the public universities (83%), and the independent colleges and universities (22%). The graphs below show the distributions of online enrollments at all Illinois public universities, public community colleges, and independent colleges and universities by residency.

Online Enrollments at Illinois Colleges and Universities by Residency for Summer 2004

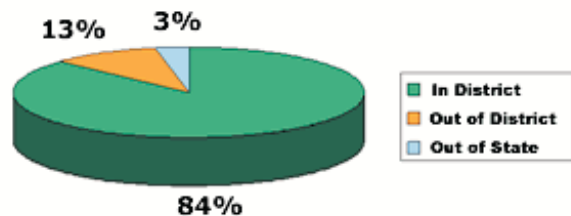
Public Universities



Independent Colleges and Universities



Community Colleges



Sharpen the Focus

What additional information about enrollment at your institution is significant?

Danville Area – Online courses are the first to fill and we are offering more sections due to demand. Ten percent of our total enrollment is online, and many students are concerned with articulation. To help students, we have started listing all our syllabi online to allow prospective institutions the ability to review the courses for transferability.

Sharpen the Focus

What additional information about enrollment at your institution is significant?

Kaskaskia – Retention rates and grade point averages for online students are slightly higher than face-to-face students. This is in part due to the non-traditional students in online courses. We are also working to keep the retention rate and GPAs high by offering the new online student support staff. We are also offering more interactive TV courses district-wide from the 6 education centers around the district along with 2 locations on campus.

South Suburban – We are surprised that the enrollments for our Office Administration Technology program are not higher. The numbers are healthy, but could be even higher. The faculty reluctance to develop and teach online courses keeps us at a standstill with our distance education offerings.

Illinois State – That the enrollments have grown as rapidly as they have despite a lack of university plan to grow them. Also that we have a completely online Registered Nurse to Bachelor of Science in Nursing (BSN) program. Also we have completely shifted from compressed video technology to Internet Protocol Video, meaning that all of our distance ed courses rely exclusively on Internet technology. This fact gives us a flexible and ubiquitous platform for online courses.

We also have a lot of hybrid courses, particularly courses that are a cross between extension and online. This allows us to take more risk with courses with instructors contracted specifically to teach those courses, as we can deliver contract courses online if enrollments drop, thus making it impractical to pay travel expenses for the contracted instructor.

St. Francis – In graduate and degree completion programs there is a striking shift from face-to-face classes due to the increased comfort with computer technology. With the availability of a BSN Fast track and MSN online, USF is seeing a significant increase in nursing enrollments. The University of St. Francis serves 4,300 students nationwide with 60 programs of undergraduate study and 10 graduate programs.

Annual Academic Year Enrollments

Illinois colleges and universities reported a total of **174,451** online course enrollments and **251,874** course enrollments in all distance education during academic year 2003-2004 (Fall 2003, Spring 2004, and Summer 2004). This is an increase of **49,377** online course enrollments (**39%**) and an increase of **46,249** course enrollments (**22%**) in all distance education delivery modes from the previous academic year (2002-2003).

Table 3 in the appendix shows the changes in distance education enrollments by delivery mode from academic year 2002-2003 to academic year 2003-2004.

Sharpen the Focus

What are your institution's plans for developing and offering additional online courses/programs? Will you be offering the same, more or fewer?

Danville Area – Plans are in the works to increase the number of General Education courses we have available online. We are working toward placing whole degree and certificates online, but the math and sciences are hard to teach online. We are looking at hybrid courses for these subject areas.

Kaskaskia – We plan to offer more courses and programs along with additional sections of established courses. We have also recently added 3 online student support staff to help keep retention and grade point averages high. This online support will be available to students from 9 am to 9 pm, 7 days a week.

South Suburban – The development of courses and programs is faculty driven. The administration has no set plan. We will wait to be approached by faculty interested in teaching and developing online courses

Illinois State - If we mean completely online, we would expect to offer slightly more over the next few years and then to hold constant. We would expect the use of distance education technologies to rapidly increase as faculty and students increasingly are more technologically savvy. We have no institutional plans for online courses - but colleges and departments develop programs that meet their strategic interests - i.e. College of Education and Mennonite College of Nursing have a more state-wide mission than other colleges.

St. Francis - USF is in the process of developing additional courses and programs for online delivery. The most recent project is funded through a grant received by the College of Nursing and Allied Health to place a Master of Science in Nursing (MSN) Clinical Nurse Specialist with an education concentration program online. USF's College of Arts and Sciences and the College of Education are also developing additional courses.

The Illinois Virtual Campus greatly appreciates the cooperative effort of all Illinois colleges and universities and the Illinois Community College Board (ICCB) in submitting the distance education course enrollment data for this report.

Distance education enrollment reports for all terms since Fall 1999 can be found on the Illinois Virtual Campus website at <http://www.ivc.illinois.edu/> in the Publications area.

Appendix

The following tables show several different views of the course enrollments in distance education for the Summer Term 2004 and Academic Year 2003-2004.

Table 1	Distance Education Enrollments by Delivery Mode
Table 2	Change in Distance Education Enrollments by Delivery Mode from Summer 2003 to Summer 2004
Table 3	Change in Academic Year Enrollments by Delivery Mode from 2002-2003 to 2003-2004
Table 4	Academic Year Enrollments by Delivery Mode from 2000-2004
Table 5	Enrollments in Online and All Distance Education Courses by Sector
Table 6	Distance Education Enrollments by Sector and Delivery Mode
Table 7	Distance Education Enrollments by Residency
Table 8	Distance Education Enrollments by Delivery Mode - Fall 1999 to Summer 2004
Table 9	Distance Education Enrollments by Institution

Table 1
Summer Term 2004
Distance Education Enrollments
at Illinois Colleges and Universities
by Delivery Mode

Delivery Mode	Courses		Enrollments	
	#	% Total	#	% Total
Internet	3,648	64.88%	55,343	76.01%
Stored Media	970	17.25%	11,006	15.12%
Interactive TV	214	3.81%	1,506	2.07%
Open Broadcast TV	207	3.68%	1,598	2.19%
Correspondence	584	10.39%	3,359	4.61%
Total	5,623	100.00%	72,812	100.00%

Table 2
Change in Distance Education Enrollments
at Illinois Colleges and Universities
by Delivery Mode
from Summer Term 2003 to Summer 2004

Delivery Mode	Summer 2003	Summer 2004	Change	
Internet	34,399	55,343	+20,944	+61%
Stored Media	13,068	11,006	-2,062	-16%
Interactive TV	1,519	1,506	-13	-1%
Open Broadcast TV	2,525	1,598	-927	-37%
Correspondence	2,620	3,359	+739	+28%
All Distance Education	54,131	72,812	+18,681	+35%

Table 3
Change in Academic Year Enrollments
at Illinois Colleges and Universities
by Delivery Mode
from 2002-2003 to 2003-2004

Delivery Mode	2002-2003	2003-2004	Change	
Internet	125,074	174,451	+49,377	+39%
Stored Media	45,715	42,946	-2,769	-6%
Interactive TV	14,443	16,195	+1,752	+12%
Open Broadcast TV	10,625	7,144	-3,481	-33%
Correspondence	9,768	11,138	+1,370	+14%
All Distance Education	205,625	251,874	+46,249	+22%

Table 4
Academic Year Enrollments
at Illinois Colleges and Universities
by Delivery Mode
from 2000-2004

Delivery Mode	2000-2001	2001-2002	2002-2003	2003-2004
Internet	46,678	81,454	125,074	174,451
Stored Media	36,906	47,864	45,715	42,946
Interactive TV	14,095	16,884	14,443	16,195
Open Broadcast TV	10,584	10,465	10,625	7,144
Correspondence	8,284	9,031	9,768	11,138
All Distance Education	116,549	165,698	205,625	251,874

Table 5
Summer Term 2004
Enrollments in Online and All Distance Education Courses
at Illinois Colleges and Universities
by Sector

Sector	Internet		All Distance	
	#	% Total	#	% Total
Community Colleges	21,792	39.38%	36,081	49.55%
Public Universities	8,008	14.47%	9,949	13.66%
Independent Colleges and Universities	25,543	46.15%	26,782	36.78%
All Institutions	55,343	100.00%	72,812	100.00%

Table 6
Summer Term 2004
Distance Education Enrollments
at Illinois Colleges and Universities
by Sector and Delivery Mode

Sector	Internet	Stored Media	Open Broadcast		Correspondence	Total
			TV	TV		
Community Colleges	21,792	9,813	1,061	1,158	2,257	36,081
Public Universities	8,008	36	425	378	1,102	9,949
Independent Colleges & Universities	25,543	1,157	20	62	0	26,782
All Institutions	55,343	11,006	1,506	1,598	3,359	72,812

Table 7
Summer Term 2004
Distance Education Enrollments
at Illinois Colleges and Universities
by Residency

	In District	Out of District	In State	Out of State	Out of Country
Community Colleges					
All Distance Education courses	87%	10%	97%	3%	*
Internet courses	84%	13%	97%	3%	*
Public Universities					
All Distance Education courses	n.a.	n.a.	82%	16%	2%
Internet courses	n.a.	n.a.	83%	16%	1%
Independent Colleges and Universities					
All Distance Education courses	n.a.	n.a.	26%	72%	2%
Internet courses	n.a.	n.a.	22%	76%	2%
All Illinois Colleges and Universities					
All Distance Education courses	n.a.	n.a.	68%	31%	1%
Internet courses	n.a.	n.a.	59%	40%	1%

* = Out-of-Country counts are included in Out-of-State column.

n.a. = not applicable

Table 8
Distance Education Enrollments
at Illinois Colleges and Universities
by Delivery Mode
Fall 1999 to Summer 2004

Term	Internet	Stored Media	Interactive TV	Correspondence	Open Broadcast TV	All Distance Education
Fall 1999	5,887	5,264	3,695	N.R.	N.R.	14,846
Spring 2000	9,888	6,429	4,075	1,441	4,381	26,214
Fall 2000	13,582	10,174	5,916	3,187	4,303	37,162
Spring 2001	19,764	13,957	6,410	2,519	3,591	46,241
Summer 2001	13,332	12,232	1,769	2,578	2,692	32,603
Fall 2001	23,254	15,381	7,646	2,705	3,552	52,538
Spring 2002	34,155	20,052	7,547	3,963	3,302	69,019
Summer 2002	23,651	12,431	1,691	2,363	3,330	43,466
Fall 2002	40,550	15,337	6,416	2,909	4,001	69,213
Spring 2003	50,125	17,310	6,508	4,239	4,099	82,281
Summer 2003	34,399	13,068	1,519	2,620	2,525	54,131
Fall 2003	50,093	14,782	8,982	2,578	2,959	79,394
Spring 2004	69,015	17,158	5,707	5,201	2,587	99,668
Summer 2004	55,343	11,006	1,506	3,359	1,598	72,812

(N.R. = None Reported)

Table 9
Distance Education Enrollments
at Illinois Colleges and Universities
by Institution
Summer Term 2004

Institution	Internet	Broadcast TV	Interactive TV	Stored Media	Correspondence	Total
Black Hawk College	350	0	69	193	0	612
Bradley University	210	0	0	0	0	210
Carl Sandburg College	319	0	94	46	0	459
Chicago State University	203	0	0	0	0	203
City Colleges of Chicago						
Harold Washington College	455	283	0	0	0	738
Harry S Truman College	153	115	0	0	0	268
Kennedy-King College	85	52	0	0	0	137
Malcolm X College	134	84	0	0	0	218
Olive-Harvey College	106	73	0	0	0	179
Richard J. Daley College	163	122	0	0	0	285
Wilbur Wright College	179	137	0	0	0	316
College of DuPage	1,312	15	0	1,695	1,874	4,896
College of Lake County	1,302	0	0	285	0	1,587
Danville Area Community College	313	0	0	0	0	313
DePaul University	1,636	0	0	0	0	1,636
DeVry University	20,987	0	0	0	0	20,987
Eastern Illinois University	436	0	0	0	0	436
Elgin Community College	433	0	0	997	0	1,430
Governors State University	471	356	0	0	159	986
Heartland Community College	442	0	16	0	0	458
Highland Community College	46	0	0	65	0	111
Illinois Central College	897	78	0	0	317	1,292
Illinois Eastern Community Colleges						
Frontier Community College	38	0	0	22	18	78
Lincoln Trail College	223	0	0	0	0	223
Olney Central College	193	0	0	0	17	210
Wabash Valley College	85	0	0	0	22	107
Illinois Institute of Technology	247	62	12	0	0	321
Illinois State University	392	0	59	0	0	451
Illinois Valley Community College	117	0	0	227	0	344
John A. Logan College	286	0	0	391	0	677
John Wood Community College	217	0	130	204	0	551
Joliet Junior College	578	0	0	453	0	1,031
Judson College	114	0	0	48	0	162
Kankakee Community College	146	0	0	29	0	175
Kaskaskia College	784	0	130	212	9	1,135
Kishwaukee College	431	40	7	0	0	478
Lake Land College	1,206	0	51	0	0	1,257
Lewis and Clark Community College	719	0	0	113	0	832
Lewis University	324	0	0	0	0	324
Lincoln Land Community College	498	22	0	0	0	520
McHenry County College	360	0	0	637	0	997
Midstate College	222	0	0	0	0	222
Moody Bible Institute	385	0	0	0	0	385
Moraine Valley Community College	951	0	0	631	0	1,582

Institution	Internet	Broadcast TV	Interactive TV	Stored Media	Correspondence	Total
Morton College	253	0	0	27	0	280
Northeastern Illinois University	0	0	115	0	0	115
Northern Illinois University	0	0	54	0	0	54
Oakton Community College	478	0	34	454	0	966
Olivet Nazarene University	0	0	0	896	0	896
Parkland College	2,272	135	0	93	0	2,500
Prairie State College	243	0	0	90	0	333
Quincy University	66	0	8	213	0	287
Rend Lake College	0	0	95	202	0	297
Richland Community College	422	0	11	0	0	433
Rock Valley College	458	0	0	0	0	458
Roosevelt University	303	0	0	0	0	303
Rush University	217	0	0	0	0	217
Sauk Valley Community College	122	0	0	69	0	191
Shawnee Community College	203	0	67	251	0	521
South Suburban College	553	0	0	303	0	856
Southeastern Illinois College	404	0	65	71	0	540
Southern Illinois University Carbondale	266	0	0	0	322	588
Southern Illinois University Edwardsville	78	0	0	0	0	78
Southwestern Illinois College	567	0	76	923	0	1,566
Spoon River College	160	0	0	0	0	160
Triton College	494	0	0	302	0	796
University of Illinois at Chicago	3,406	0	0	0	0	3,406
University of Illinois at Springfield	977	22	3	0	0	1,002
University of Illinois at Urbana-Champaign	1,106	0	0	0	94	1,200
University of St. Francis	832	0	0	0	0	832
Waubonsee Community College	910	2	216	304	0	1,432
Western Illinois University	673	0	194	36	527	1,430
William Rainey Harper College	732	0	0	524	0	1,256
Totals	55,343	1,598	1,506	11,006	3,359	72,812