



Executive Summary

Online course enrollments accounted for nearly 77% of all distance education enrollments.

Distance Education Enrollments

A survey completed by the **Illinois Virtual Campus** shows that there were **122,091** distance education enrollments in **8,666** distance education courses for the Spring/Winter 2005 term. This is a **22%** increase in enrollment from Spring 2004 when there were **7,619** courses and **99,686** enrollments.

Online Enrollments

Illinois college and universities reported offering **5,926** online class sections that generated **93,715** enrollments during the Spring/Winter 2005 term. This is an increase of **1,042** online course sections (**21%**) and **24,683** enrollments (**36%**) from the **4,884** online course sections and **69,032** enrollments reported for the Spring 2004 term.

Impact

Karen Gersten, Associate Dean and Managing Director of Distance Education at Roosevelt University, says, *“Our growth in online learning is beyond all expectations.”*

Sharpen the Focus

Phone interviews with selected institutions sharpen the focus to provide a deeper understanding of distance education enrollment trends in Illinois.

The phone interviews were conducted in June 2005 and included three community colleges, a state university, and an independent institution. Lincoln Land Community College, Oakton Community College, Southwestern Illinois College, Eastern Illinois University, and Roosevelt University were chosen.

The interview consisted of five questions. The questions and individual responses are interspersed with the numerical enrollment data within this report.

To view the entire “Sharpen the Focus” see http://www.ivc.illinois.edu/pubs/enrollment/Sharpen_Spring05.html.

Fast Facts

Three community colleges (Parkland College, Lake Land College, and Morton College) have more than 2,000 online enrollments in Spring/Winter 2005.

Public universities continue to represent a smaller percentage of total distance education enrollments in Spring 2005 (12.5%) than in Spring 2004 (14.6%) and Spring 2003 (17.8%).

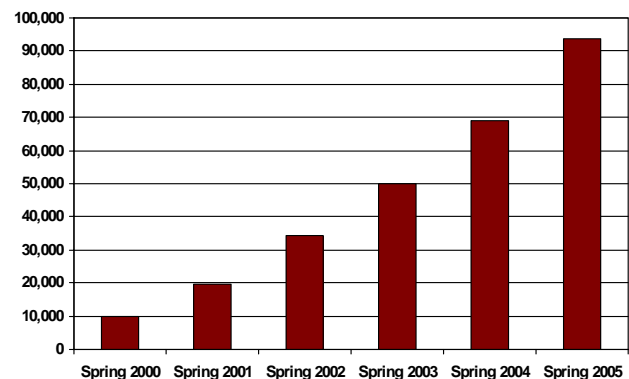
Community colleges represent 42.7% of Internet enrollments, but 51.1% of all distance education, enrollments indicating that community colleges have significant numbers of enrollments in other delivery modes (broadcast TV and stored media) compared with public and independent colleges and universities.

In Spring/Winter 2005, 88.5% of all community college distance education enrollments were from in-district students.

Enrollments in Online Courses

This graph shows the online course enrollments reported by Illinois colleges and universities for the Spring terms since Spring 2000.

**Enrollments in Online Courses
at Illinois Colleges and Universities
Spring 2000 to Spring 2005**



Sharpen the Focus

What programs or subject areas generate the most distance education enrollments?

Lincoln Land Community College (LLCC) – Students show the most interest in General Education courses. We offer Political Science, Psychology, English and Math. Our online math courses range from developmental all the way up to statistics. We also offer courses in Law Enforcement, Computer Technologies, and Business that are very popular.

Oakton Community College (OCC) – Our General Education courses such as Science, Psychology, English and Math are always the first to fill. We offer an Associate of Arts degree online that consists of media-based (videotape) and Web-based courses. Our Associate of Science degree is 70% online with some lab courses requiring campus visits. The program area that generates the most enrollments is Nursing. We offer several Nursing courses online and they are very popular.

Southwestern Illinois College (SWIC) – The highest enrollments are found in our General Education courses such as English 101 and 102, History, Math, and Science. Overall our telecourses enroll more students, but the online courses are growing at a faster rate.

Eastern Illinois University (EIU) – Faculty in the Psychology and Health Studies are very supportive of distance education students so they generate a lot of enrollments. Our General Studies degree program (formerly the Board of Trustees) is our most popular online degree program. The degree plan is designed specifically for adult learners. There are 1,600 students enrolled in the program this year. Around 80% of our distance education students are working toward this degree.

Roosevelt University – Our graduate program in Training and Development generates the most distance education enrollments. Other areas with high enrollment numbers are Psychology, the Organizational Leadership major in the Bachelor of Professional Studies program for adult students and the Bachelor's degree program in Professional Studies.

Sharpen the Focus

If your institution offers distance education courses in delivery modes other than Internet (such as correspondence courses or broadcast TV), what are your plans for continuing to offer them? What segment of the student population enrolls in these courses?

LLCC – We are continuing to offer telecourses. However the number of these courses has been shifting. We offer 4 telecourses now compared to 16 in 2000. The 12 courses previously offered as telecourses are now being offered online. Seven percent of our total student population enroll in online courses with telecourses representing less than one percent.

OCC – We offer Web-based courses (online or hybrid), interactive TV, and media-based courses (videotape.) We are seeing a blurring of the lines when it comes to delivery mode. Media-based courses are moving more toward online. However, there is still a niche of people who need other delivery modes. For Spring 2005, 14% of our student population was enrolled through distance education.

SWIC – Telecourses account for the largest distance education enrollment numbers at SWIC. Hybrid courses (partially online) are growing in popularity among our face-to-face instructors. More online courses will be coming in the near future. For Spring 2005, 12% of our total student population was enrolled through distance education. SWIC will also be offering video conferencing courses beginning in Fall 2005.

EIU – There are approximately 35 online courses available each semester. We also offer a couple of courses through the interactive video format. Distance education accounts for approximately 5% of the total student population at EIU.

Roosevelt – For over 30 years, Roosevelt has been offering print based guided independent study courses through the External Studies Program (ESP). Over one million dollars per year are generated from the ESP program. There is obviously a need for these courses and we will continue to offer them in the current format as well as some in CD format.

Changes in Enrollment by Delivery Mode

Online Enrollment Percentage

Online enrollments accounted for **77%** of all distance education enrollments in the Spring 2005 term compared to **69%** of the total enrollments in the Spring 2004 term.

All Other Delivery Mode Percentage

While enrollments in Internet and interactive TV courses increased significantly, enrollments in open broadcast TV stored media decreased. Enrollments in open broadcast TV decreased 15%, and enrollments in stored media courses decreased by 11% from Spring 2004. Table 2 in the appendix shows the change in distance education enrollments by delivery mode from Spring 2004 to Spring 2005.

Online Enrollments by Sector

Community College Enrollment

During the Spring 2005 term, community colleges reported offering **3,235** online course sections that generated **39,950** enrollments.

Public University Enrollment

Public universities reported offering **646** online course sections that generated **12,779** enrollments.

Independent Colleges and Universities

Independent colleges and universities reported offering **2,045** online courses that generated **40,986** enrollments.

Institutions with the largest enrollments

The Illinois institutions reporting the largest online course enrollments during the Spring 2005 term in each sector of higher education in Illinois were:

Parkland College (2,889) and Lake Land College (2,335) from the community college system.

University of Illinois at Chicago (5,360), and University of Illinois at Springfield (2,280) from the public universities.

DeVry University (32,093) and DePaul University (2,856) from the independent colleges and universities.

Sharpen the Focus

What is the most important trend in distance education at your institution?

LLCC – Online education grew 21 percent in 2004, with over seven percent of students now enjoying the convenience of taking instruction online. The college offers almost 200 different courses online and through the Computer Flex Center, where students may take classes that fit around their work or family schedules.

OCC – We have seen a continuing significant increase in online course offerings and enrollment. Our online enrollment increased 44% from Fall 04 to Spring 05.

SWIC – Like most other schools, we have seen a growth in online course development and enrollment. Many of our telecourses (televised or videotaped) are transitioning to teleweb courses which contain an online component. Some then make the transition to fully online courses. SWIC is also making the transition from traditional interactive video, to video conferencing over the Internet. Telecourses still account for the majority of our distance education enrollment (55%) with online courses coming in second (44%).

EIU – Distance education at EIU has seen three trends develop over the past few years. The first trend is an increase in the variety of distance education courses available to our constituents. Another trend is the provision of training for faculty who wish to teach online. They must complete the training before September to teach online during the Spring Semester. Any new faculty must complete the training before September to teach online during the Spring Semester. Any new faculty must complete the training before teaching online. Finally, we have been able to reach a broader audience with the use of the classroom video conferencing system for Interactive Video courses. This system allows us to meet student demand with existing faculty members.

Roosevelt – Our growth in online learning is beyond all expectations. We cannot meet the current demand. In Fall 2001 we had 261 online credit hours, and for Spring 2005 those credit hours had jumped to 2883. We will offer 44 online

sections for Fall 2005 and 15 of those sections are already filled for classes that do not even start until after Labor Day.

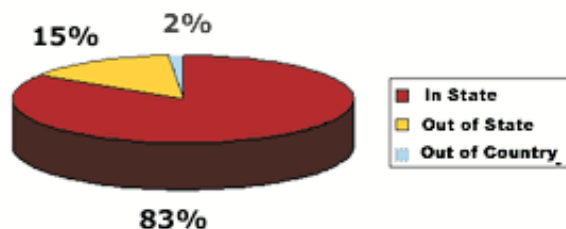
Online Enrollments by Residency

The vast majority of all online course enrollments reported by Illinois public colleges and universities were students residing in the state. Independent colleges and universities had a majority of online course enrollments living in the USA outside of Illinois.

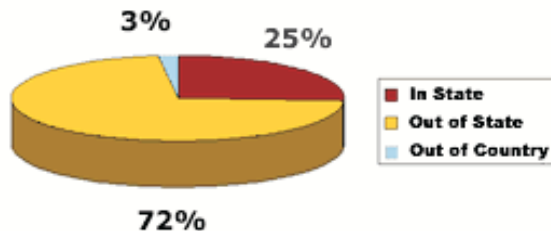
The residency of students enrolled in online courses varied by sector with community colleges having the highest percentage of Illinois residents (97%), followed by the public universities (83%), and the independent colleges and universities (25%). The majority of out-of-state enrollments are from the independent DeVry University, which reported 27,411 out-of-state enrollments. The graphs below show the distributions of online enrollments at all Illinois public universities, public community colleges, and independent colleges and universities by residency.

Online Enrollments at Illinois Colleges and Universities by Residency for Spring/Winter Term 2005

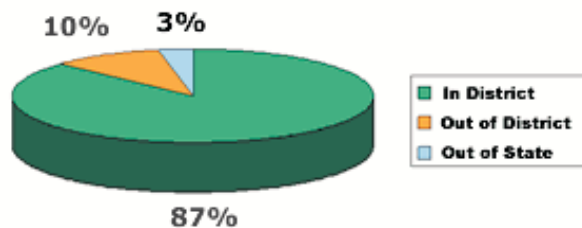
Public Universities



Independent Colleges and Universities



Community Colleges



Sharpen the Focus

What additional information about enrollment at your institution is significant?

LLCC – Online course development is continuing to grow at LLCC. We are in the process of developing 5 or 6 courses in the science area. We are also working toward offering a complete degree online. We currently have several certificates available online in the Computer Science area. Growth and development are the key to the success of our distance education offerings.

OCC – We offer in-district tuition rates to all our distance education students. There was concern from the board about revenue loss when we first implemented this, but it has proven to be very successful. Distance education offers students the flexibility and time they need to complete coursework. We still find that over 92% of our distance education students live within the district.

SWIC – One interesting statistic about our distance education enrollments is the age groups for online courses versus telecourses. More students in their 30s and 40s enroll in online courses, and those in their teens and 20s enroll in telecourses. This falls in line with the reasoning behind taking a distance education course. Online students (30s and 40s) are taking the course to prepare for a future job. Telecourse students (10s and 20s) are taking the course to prepare for transfer to a 4 year institution. Another note is the technical prowess of the students is changing face-to-face instruction as students are expecting to see technology in their courses. Web supplements to face-to-face courses are becoming commonplace.

EIU – The student services available online for distance education students along with the textbook rental program have made it much easier for international students to attend EIU. Our international student population continues to grow.

Roosevelt – In the programs that we have fully online, the demand has exceeded the demand for the same program at either of our physical locations. The online sections fill faster so students are not signing up for online solely because the face-to-face sections have filled. It is the other way around. Students are attracted to the program and not the physical location. Twenty five percent of our students live more than 25 miles from either of our two campuses.

We have also found that online teaching has changed the way we teach face-to-face courses. There is more of a focus on achievement and measurement of learning, more focus on the process as well as the content.

Sharpen the Focus

How do students enrolled in your distance education courses differ from traditional students in the support services they seek?

LLCC – The online students usually have more technology related questions than face-to-face students. They have questions about Blackboard, the course management system, and other technology related questions that pertain to specific course materials. Online

students may also receive other support services through the college homepage, the LLCC online website, through email, by phone, or in person.

OCC – All of our Library, Advising and Financial Aid forms are available online. Admissions, registration and payment can also be done online. Distance education students can contact an advisor or other personnel online and complete any needed tasks.

SWIC – Our Website has an entire section dedicated to distance learning. All distance education students are offered a face-to-face orientation before enrolling, to help them better understand the technology before the class begins. Our student services are currently on-campus only with the exception of library services. One note is that our telecourse student handbook has gone from print to CD. This allows for a tremendous cost savings and faster turn around for production.

EIU – Advising for distance education students is available through the classroom video conferencing system. The students have direct access to advising personnel. Our administrative and financial aid forms are also available online and students can use an electronic signature in place of driving to campus to sign the forms. We also offer student ID cards to distance education students. The IDs are mailed to the students so they can use them for access to libraries and to other student service centers near them. One unique thing about EIU is that we use a textbook rental system. Students are charged a per credit hour fee and the books are mailed to their door at no cost to them. Distance education students find this to be a great cost savings and convenience.

Roosevelt – All distance education students at Roosevelt have a single point of contact. Any questions the students have go through this person. If the contact cannot directly help the student, he/she can make the connection between the student and the correct person. Our ratings have been off the charts for service to our distance education students. They really like having someone who knows them, their schedule, and their needs. We also take a proactive approach to service to our distance education students by supplying them with a CD that includes everything they need to know about being an online student at Roosevelt University.

The Illinois Virtual Campus greatly appreciates the cooperative effort of all Illinois colleges and universities and the Illinois Community College Board (ICCB) in submitting the distance education course enrollment data for this report.

Distance education enrollment reports for all terms since Fall 1999 can be found on the Illinois Virtual Campus website at <http://www.ivc.illinois.edu/> in the Publications area.

Appendix

The following tables show several different views of the course enrollments in distance education for the Spring/Winter Term 2005.

Table 1	Distance Education Enrollments by Delivery Mode
Table 2	Change in Distance Education Enrollments by Delivery Mode from Spring 2004 to Spring 2005
Table 3	Enrollments in Online and All Distance Education Courses by Sector
Table 4	Distance Education Enrollments by Sector and Delivery Mode
Table 5	Distance Education Enrollments by Residency
Table 6	Distance Education Enrollments by Delivery Mode - Fall 1999 to Spring 2005
Table 7	Distance Education Enrollments by Institution

Table 1
Spring/Winter 2005
Distance Education Enrollments
at Illinois Colleges and Universities
by Delivery Mode

Delivery Mode	Courses		Enrollments	
	#	% Total	#	% Total
Internet	5,926	68.38%	93,715	76.76%
Stored Media	1,092	12.60%	15,219	12.47%
Interactive TV	822	9.49%	6,283	5.15%
Open Broadcast TV	266	3.07%	2,191	1.79%
Correspondence	560	6.46%	4,683	3.84%
Total	8,666	100.00%	122,091	100.00%

Table 2
Change in Distance Education Enrollments
at Illinois Colleges and Universities
by Delivery Mode
from Spring 2004 to Spring 2005

Delivery Mode	Spring 2004	Spring 2005	Change	
Internet	69,032	93,715	+24,683	+36%
Stored Media	17,158	15,219	- 1,939	-11%
Interactive TV	5,707	6,283	+ 576	+10%
Open Broadcast TV	2,588	2,191	- 391	-15%
Correspondence	5,201	4,683	- 518	-10%
All Distance Education	99,686	122,091	+22,405	+22%

Table 3
Spring/Winter 2005
Enrollments in Online and All Distance Education Courses
at Illinois Colleges and Universities
by Sector

Sector	Internet		All Distance	
	#	% Total	#	% Total
Community Colleges	39,950	42.63%	62,392	51.15%
Public Universities	12,779	13.64%	15,308	12.54%
Independent Colleges and Universities	40,986	43.73%	44,391	36.36%
All Institutions	93,715	100.00%	122,091	100.00%

Table 4
Spring/Winter 2005
Distance Education Enrollments
at Illinois Colleges and Universities
by Sector and Delivery Mode

Sector	Internet	Stored Media	Open		Correspondence	Total
			Interactive TV	Broadcast TV		
Community Colleges	39,950	12,165	5,196	1,511	3,570	62,392
Public Universities	12,779	31	706	679	1,113	15,308
Independent Colleges & Universities	40,986	3,023	381	1	0	44,391
All Institutions	93,715	15,219	6,283	2,191	4,683	122,091

Table 5
Spring/Winter 2005
Distance Education Enrollments
at Illinois Colleges and Universities
by Residency

	In District	Out of District	In State	Out of State	Out of Country
Community Colleges					
All Distance Education courses	89%	9%	98%	2%	*
Internet courses	87%	10%	97%	3%	*
Public Universities					
All Distance Education courses	n.a.	n.a.	83%	15%	2%
Internet courses	n.a.	n.a.	83%	15%	2%
Independent Colleges and Universities					
All Distance Education courses	n.a.	n.a.	28%	69%	2%
Internet courses	n.a.	n.a.	25%	72%	3%
All Illinois Colleges and Universities					
All Distance Education courses	n.a.	n.a.	70%	29%	1%
Internet courses	n.a.	n.a.	63%	36%	1%

* = Out-of-Country counts are included in Out-of-State column.

n.a. = not applicable

Table 6
Distance Education Enrollments
at Illinois Colleges and Universities
by Delivery Mode
Fall 1999 to Spring 2005

Term	Internet	Stored Media	Interactive TV	Correspondence	Open Broadcast TV	All Distance Education
Fall 1999	5,887	5,264	3,695	N.R.	N.R.	14,846
Spring 2000	9,888	6,429	4,075	1,441	4,381	26,214
Fall 2000	13,582	10,174	5,916	3,187	4,303	37,162
Spring 2001	19,764	13,957	6,410	2,519	3,591	46,241
Summer 2001	13,332	12,232	1,769	2,578	2,692	32,603
Fall 2001	23,254	15,381	7,646	2,705	3,552	52,538
Spring 2002	34,155	20,052	7,547	3,963	3,302	69,019
Summer 2002	23,651	12,431	1,691	2,363	3,330	43,466
Fall 2002	40,550	15,337	6,416	2,909	4,001	69,213
Spring 2003	50,125	17,310	6,508	4,239	4,099	82,281
Summer 2003	34,399	13,068	1,519	2,620	2,525	54,131
Fall 2003	50,093	14,782	8,982	2,578	2,959	79,394
Spring 2004	69,015	17,158	5,707	5,201	2,587	99,668
Summer 2004	55,343	11,006	1,506	3,359	1,598	72,812
Fall 2004	80,165	14,821	5,936	5,205	1,801	107,928
Spring 2005	93,715	15,219	6,283	4,683	2,191	122,091

(N.R. = None Reported)

Table 7
Distance Education Enrollments
at Illinois Colleges and Universities
by Institution
Spring/Winter Term 2005

Institution	Internet	Broadcast TV	Interactive TV	Stored Media	Correspondence	Total
Black Hawk College	711	16	502	378	0	1,607
Blessing-Rieman College of Nursing	56	0	0	0	0	56
Bradley University	335	0	0	0	0	335
Carl Sandburg College	643	0	382	46	0	1,071
Chicago State University	382	0	0	0	0	382
City Colleges of Chicago						
Harold Washington College	457	311	0	0	0	768
Harry S Truman College	163	112	0	0	0	275
Kennedy-King College	130	61	0	0	0	191
Malcolm X College	127	81	0	0	0	208
Olive-Harvey College	145	101	0	0	0	246
Richard J. Daley College	212	107	0	0	0	319
Wilbur Wright College	300	205	0	0	0	505
College of DuPage	1,705	15	0	1,670	2,904	6,294
College of Lake County	1,867	0	115	356	0	2,338
Danville Area Community College	865	0	1	9	0	875
DePaul University	2,856	0	0	0	0	2,856
DeVry University	32,093	0	0	0	0	32,093
Eastern Illinois University	567	0	0	0	0	567
Elgin Community College	558	0	0	1,190	0	1,748
Governors State University	104	578	0	0	68	750
Heartland Community College	725	0	138	0	0	863
Highland Community College	241	0	94	60	0	395
Illinois Central College	1,898	149	434	6	533	3,020

Institution	Internet	Broadcast TV	Interactive TV	Stored Media	Correspondence	Total
Illinois Eastern Community Colleges						
Frontier Community College	115	0	0	34	21	170
Lincoln Trail College	264	0	0	0	26	290
Olney Central College	481	0	0	0	48	529
Wabash Valley College	196	0	0	0	38	234
Illinois Institute of Technology	954	1	381	0	0	1,336
Illinois State University	868	0	16	0	0	884
Illinois Valley Community College	302	0	5	158	0	465
John A. Logan College	510	0	0	452	0	962
John Wood Community College	485	0	430	277	0	1,192
Joliet Junior College	881	0	264	485	0	1,630
Judson College	257	0	0	148	0	405
Kankakee Community College	343	0	0	47	0	390
Kaskaskia College	1,554	36	196	140	0	1,926
Kishwaukee College	872	112	21	0	0	1,005
Lake Land College	2,335	0	321	0	0	2,656
Lewis and Clark Community College	1,305	0	0	124	0	1,429
Lewis University	376	0	0	0	0	376
Lincoln Land Community College	954	38	0	0	0	992
McHenry County College	709	0	0	923	0	1,632
Midstate College	691	0	0	0	0	691
Moody Bible Institute	815	0	0	0	0	815
Moraine Valley Community College	1,824	0	0	438	0	2,262
Morton College	2,293	0	0	43	0	2,336
Northeastern Illinois University	0	0	110	0	0	110
Northern Illinois University	442	0	164	0	0	606
Oakton Community College	965	0	43	347	0	1,355
Olivet Nazarene University	0	0	0	2,875	0	2,875
Parkland College	2,889	156	12	391	0	3,448
Prairie State College	396	0	0	20	0	416
Rend Lake College	176	0	311	411	0	898
Richland Community College	564	0	87	0	0	651
Rock Valley College	443	0	0	68	0	511
Roosevelt University	867	0	0	0	0	867
Rush University	258	0	0	0	0	258
Sauk Valley Community College	379	0	71	75	0	525
Shawnee Community College	496	0	324	357	0	1,177
South Suburban College	1,076	0	0	518	0	1,594
Southeastern Illinois College	531	0	181	136	0	848
Southern Illinois University Carbondale	528	0	0	0	482	1,010
Southern Illinois University Edwardsville	251	0	0	0	0	251
Southwestern Illinois College	949	0	476	1,467	0	2,892
Spoon River College	384	0	0	0	0	384
Triton College	1,254	0	0	701	0	1,955
University of Illinois at Chicago	5,360	0	191	0	0	5,551
University of Illinois at Springfield	2,280	101	0	0	0	2,381
University of Illinois at Urbana-Champaign	1,406	0	0	0	138	1,544
University of St. Francis	1,428	0	0	0	0	1,428
Waubonsee Community College	1,662	11	713	356	0	2,742
Western Illinois University	591	0	225	31	425	1,272

IVC Enrollment Report

Institution	Internet	Broadcast TV	Interactive TV	Stored Media	Correspondence	Total
William Rainey Harper College	1,616	0	75	482	0	2,173
Totals	93,715	2,191	6,283	15,219	4,683	122,091

© 1998-2005 Illinois Virtual Campus and the Board of Trustees of the University of Illinois - All Rights Reserved