



Distance Education Enrollments at Illinois Colleges and Universities

Illinois Virtual Campus

Data for Winter/Spring 2009

Executive Summary

Illinois colleges and universities reported a total of 202,764 enrollments in online courses during the Spring 2009 term. Community colleges reported 71,491 enrollments, public universities reported 21,867, and independent universities reported 109,406 enrollments.

Distance Education Courses and Enrollments

A survey completed by the Illinois Virtual Campus shows that there were **220,188** distance education enrollments in **11,267** distance education courses for the Spring 2009 term. This is a **15%** increase in enrollments from Spring 2008 when there were **192,277** enrollments, but a **2%** decrease in courses when there were **11,501** courses.

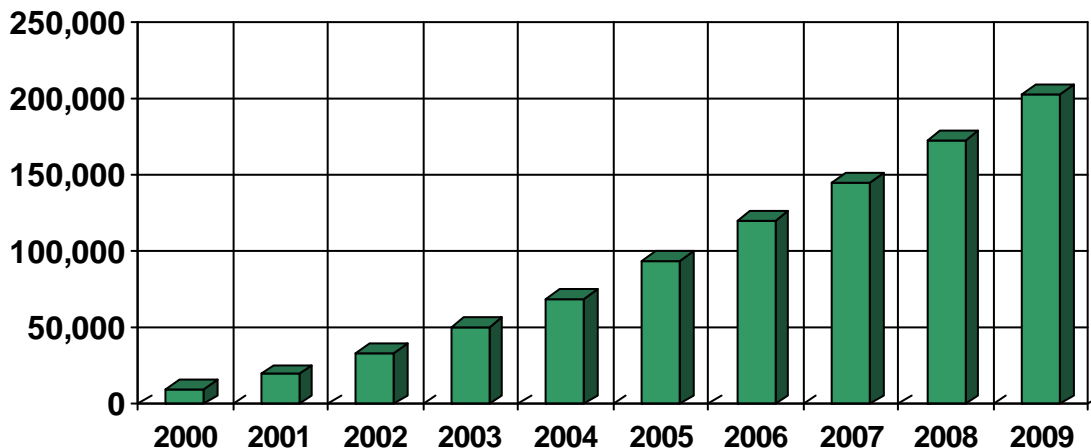
Online Courses and Enrollments

Illinois colleges and universities reported offering **9,212** online class sections that generated **202,764** enrollments during the Spring 2009 term. This is a **17%** increase in enrollments from Spring 2008 when there were **173,140** enrollments, but a **1%** decrease in courses when there were **9,305** courses.

Enrollments in Online Courses

This graph shows the online course enrollments reported by Illinois colleges and universities for the Spring terms since Spring 2000.

Enrollments in Online Courses at Illinois Colleges and Universities Spring 2000 to Spring 2009



Changes in Enrollment by Delivery Mode

Online Enrollment Percentage

Online enrollments accounted for **92%** of all distance education enrollments in the Spring 2009 term compared to **90%** of the total enrollments in the Spring 2008 term.

All Other Delivery Mode Percentage

Enrollments in Internet courses increased 15% and Stored Media courses increased by 3% for the Spring 2009 term. Enrollments in all other delivery modes declined for the Spring 2009 term. Table 2 in the Appendix shows the change in distance education enrollments by delivery mode from Spring 2008 to Spring 2009.

Online Enrollments by Sector

Community College Enrollment

During the Spring 2009 term, community colleges reported offering **4,885** online course sections that generated **71,491** enrollments.

Public University Enrollment

Public universities reported offering **1,201** online course sections that generated **21,867** enrollments.

Independent For-Profit Colleges and Universities

Independent for-profit colleges and universities reported offering **2,306** online courses that generated **95,339** enrollments.

Independent Not-For-Profit Colleges and Universities

Independent not-for-profit colleges and universities reported offering **820** online courses that generated **14,067** enrollments.

Institutions With the Largest Online Enrollments

The Illinois institutions reporting the largest online course enrollments during the Spring 2009 term in each sector of higher education in Illinois were:

College of DuPage (5,175) and **Parkland College (4,486)** from the community college system.

University of Illinois at Chicago (6,239) and **University of Illinois at Springfield (4,291)** from the public universities.

DeVry University (93,730) from the independent for-profit colleges and universities.

DePaul University (6,773) from the independent not-for-profit colleges and universities.

Online Enrollments by Residency

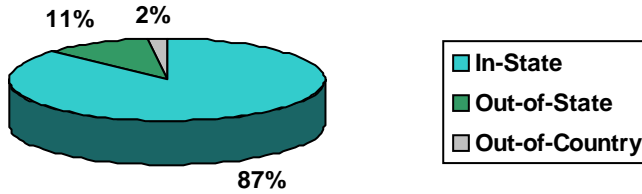
The vast majority of all online course enrollments reported by Illinois public colleges and universities were from students residing in the state. Independent colleges and universities had a majority of online student course enrollments living in the USA outside of Illinois.

The residency of students enrolled in online courses varied by sector, with community colleges having the highest percentage of Illinois residents (**97%**), followed by the public universities (**87%**), and the independent not-for-profit colleges and universities (**73%**).

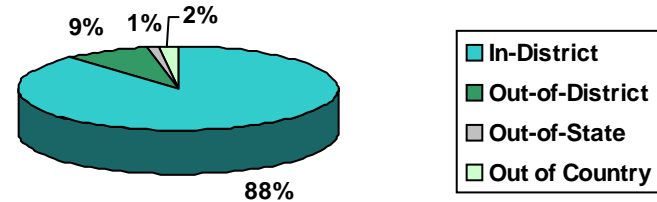
The graphs show the distributions of online enrollments by residency at all Illinois public universities, public community colleges, independent for-profit colleges and universities, and independent not-for-profit colleges and universities by residency.

**Online Enrollments
at Illinois Colleges and Universities
by Residency
Spring 2009**

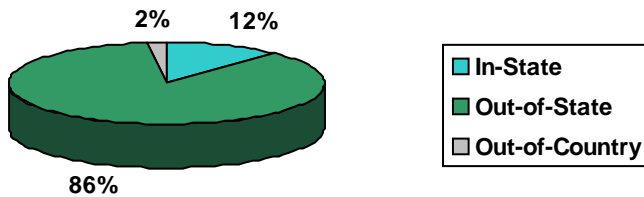
Public Universities



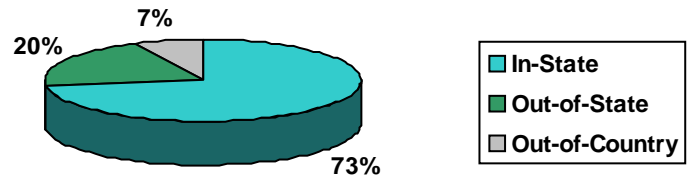
Community Colleges



Independent For-Profit Colleges and Universities



Independent Not-For-Profit Colleges and Universities



The Illinois Virtual Campus greatly appreciates the cooperative effort of all Illinois colleges and universities and the Illinois Community College Board (ICCB) in submitting the distance education course enrollment data for this report. Distance education enrollment reports for all terms since Fall 1999 can be found on the Illinois Virtual Campus website at <http://www.ivc.illinois.edu> in the Enrollment Report archives.

Appendix

The following tables show several different views of the course enrollments in distance education for the Spring Term 2009.

Table 1	Distance Education Enrollments by Delivery Mode
Table 2	Change in Distance Education Enrollments by Delivery Mode from Spring 2008 to Spring 2009
Table 3	Enrollments in Online and All Distance Education Courses by Sector
Table 4	Distance Education Enrollments by Sector and Delivery Mode
Table 5	Distance Education Enrollments by Delivery Mode - Fall 1999 to Spring 2009
Table 6	Distance Education Enrollments by Institution

Table 1
Distance Education Enrollments
at Illinois Colleges and Universities
by Delivery Mode
Spring Term 2009

Delivery Mode	Courses		Enrollments	
	#	% Total	#	% Total
Internet	9,212	81.76%	202,764	92.09%
Stored Media	702	6.23%	8,262	3.75%
Interactive TV	515	4.57%	3,845	1.75%
Open Broadcast TV	275	2.44%	2,487	1.13%
Correspondence	563	5.00%	2,830	1.29%
Total	11,267	100.00%	220,188	100.00%

Table 2
Change in Distance Education Enrollments
at Illinois Colleges and Universities
by Delivery Mode
from Spring 2008 to Spring 2009

Delivery Mode	Spring 2008	Spring 2009	Change	
Internet	173,140	202,764	+29,624	+15%
Stored Media	8,032	8,262	+230	+3%
Interactive TV	5,081	3,845	-1,236	-25%
Open Broadcast TV	2,641	2,487	-154	-6%
Correspondence	3,383	2,830	-553	-16%
All Distance Education	192,277	220,188	+27,911	+13%

Table 3
Distance Education Enrollments
at Illinois Colleges and Universities
by Sector
Spring Term 2009

Sector	Internet		All Distance	
	#	% Total	#	% Total
Community Colleges	71,491	35.26%	85,791	38.96%
Public Universities	21,867	10.78%	23,181	10.53%
Independent For Profit Colleges and Universities	95,339	47.02%	95,339	43.30%
Independent Not-For-Profit Colleges and Universities	14,067	6.94%	15,877	7.21%
All Institutions	202,764	100.00%	220,188	100.00%

Table 4
Distance Education Enrollments
at Illinois Colleges and Universities
by Sector and Delivery Mode
Spring Term 2009

Sector	Stored		Open		Correspondence	Total
	Internet	Media	Interactive TV	Broadcast TV		
Community Colleges	71,491	6,834	3,127	1,955	2,384	85,791
Public Universities	21,867	0	649	362	303	23,181
Independent For-Profit Colleges & Universities	95,339	0	0	0	0	95,339
Independent Not-For-Profit Colleges & Universities	14,067	1,428	69	170	143	15,877
All Institutions	202,764	8,262	3,845	2,487	2,830	220,188

Table 5
Distance Education Enrollments
at Illinois Colleges and Universities
by Delivery Mode
Fall 1999 to Spring 2009

Term	Internet	Stored Media	Interactive TV	Open Broadcast TV	Correspondence	All Distance Education
Fall 1999	5,887	5,264	3,695	N.R.	N.R.	14,846
Spring 2000	9,888	6,429	4,075	4,381	1,441	26,214
Fall 2000	13,582	10,174	5,916	4,303	3,187	37,162
Spring 2001	19,764	13,957	6,410	3,591	2,519	46,241
Summer 2001	13,332	12,232	1,769	2,692	2,578	32,603
Fall 2001	23,254	15,381	7,646	3,552	2,705	52,538
Spring 2002	34,155	20,052	7,547	3,302	3,963	69,019
Summer 2002	23,651	12,431	1,691	3,330	2,363	43,466
Fall 2002	40,550	15,337	6,416	4,001	2,909	69,213
Spring 2003	50,125	17,310	6,508	4,099	4,239	82,281
Summer 2003	34,399	13,068	1,519	2,525	2,620	54,131
Fall 2003	50,093	14,782	8,982	2,959	2,578	79,394
Spring 2004	69,015	17,158	5,707	2,587	5,201	99,668
Summer 2004	55,343	11,006	1,506	1,598	3,359	72,812
Fall 2004	80,165	14,821	5,936	1,801	5,205	107,928
Spring 2005	93,715	15,219	6,283	2,191	4,683	122,091
Summer 2005	76,875	9,924	1,250	1,530	3,460	93,039
Fall 2005	105,207	11,960	5,634	2,382	4,087	129,270
Spring 2006	120,217	12,062	5,409	2,419	4,503	144,610
Summer 2006	96,414	8,509	1,203	1,701	3,413	111,240
Fall 2006	127,383	9,174	5,341	2,450	4,124	148,472
Spring 2007	145,740	9,806	5,086	2,707	4,442	167,781
Summer 2007	112,416	6,767	1,184	1,930	2,942	125,239
Fall 2007	158,326	9,021	5,055	2,544	3,513	178,459
Spring 2008	173,140	8,032	5,081	2,641	3,383	192,277
Summer 2008	150,272	5,418	913	2,187	2,393	161,183
Fall 2008	163,804	7,771	4,198	2,803	3,051	181,627
Spring 2009	202,764	8,262	3,845	2,487	2,830	220,188

(N.R. = None Reported)

Table 6
Distance Education Enrollments
at Illinois Colleges and Universities
by Institution
Spring Term 2009

Institution	Internet	Stored Media	Interactive TV	Open Broadcast TV	Correspondence	Total
Black Hawk College	2,016	183	223	13	0	2,435
Blessing-Rieman College of Nursing	49	0	0	0	0	49
Bradley University	524	0	0	0	0	524
Carl Sandburg College	881	0	506	0	0	1,387
City Colleges of Chicago						
Harold Washington College	918	0	0	542	0	1,460
Harry S. Truman College	370	0	0	269	0	639
Kennedy-King College	357	0	0	201	0	558
Malcolm X College	274	0	0	172	0	446
Olive-Harvey College	211	0	0	133	0	344
Richard J. Daley College	376	0	0	240	0	616
Wilbur Wright College	799	0	0	273	0	1,072
College of DuPage	5,175	918	0	19	2,086	8,198
College of Lake County	3,339	264	76	0	0	3,679
Danville Area Community College	1,223	0	0	0	0	1,223
DePaul University	6,773	0	0	0	0	6,773
DeVry University	93,730	0	0	0	0	93,370
Eastern Illinois University	1,383	0	0	0	0	1,383
Elgin Community College	1,577	1,055	0	0	0	2,632
Governors State University	1,445	0	0	362	63	1,870
Heartland Community College	1,195	0	0	0	0	1,195
Highland Community College	573	41	40	0	0	654
Illinois Central College	3,186	0	125	74	146	3,531
Illinois Eastern Community Colleges						
Frontier Community College	129	0	0	0	17	146
Lincoln Trail Community College	694	0	0	0	20	714
Olney Central College	882	0	0	0	44	926
Wabash Valley College	590	0	0	0	10	600
Illinois Institute of Technology	1,319	0	69	170	0	1,558
Illinois State University	1,568	0	0	0	0	1,568
Illinois Valley Community College	947	16	0	0	0	963
John A. Logan College	11	0	0	0	0	11
John Wood Community College	915	21	179	0	0	1,115
Joliet Junior College	2,771	475	0	0	0	3,246
Judson College	243	43	0	0	0	286
Kankakee Community College	1,040	0	0	0	61	1,101
Kaskaskia College	2,842	0	302	0	0	3,144
Kishwaukee College	1,758	0	0	0	0	1,758
Lake Land College	2,823	0	0	0	0	2,823
Lewis and Clark Community College	2,499	0	0	0	0	2,499
Lincoln Land Community College	2,182	0	0	0	0	2,182
McHenry County College	1,531	547	0	0	0	2,078
Midstate College	1,609	0	0	0	0	1,609
Moraine Valley Community College	2,306	69	0	0	0	2,375
Morton College	633	32	0	0	0	665
Northeastern Illinois University	180	0	80	0	0	260
Northern Illinois University	687	0	76	0	0	763
Oakton Community College	1,821	236	41	0	0	2,098
Olivet Nazarene University	0	1,385	0	0	0	1,385

Institution	Internet	Stored Media	Interactive TV	Open Broadcast TV	Correspondence	Total
Parkland College	4,486	429	0	18	0	4,933
Prairie State College	875	0	0	0	0	875
Rend Lake College	879	212	189	0	0	1,280
Richland Community College	984	0	56	0	0	1,040
Rock Valley College	1,193	56	0	0	0	1,249
Roosevelt University	1,571	0	0	0	143	1,714
Rush University	1,547	0	0	0	0	1,547
Sauk Valley Community College	870	52	46	0	0	968
Shawnee Community College	493	290	463	0	0	1,246
South Suburban College	1,439	350	0	0	0	1,789
Southern Illinois University Carbondale	1,204	0	19	0	207	1,430
Southern Illinois University Edwardsville	254	0	47	0	0	301
Southwestern Illinois College	1,911	785	257	0	0	2,953
Spoon River College	512	0	0	0	0	512
Triton College	2,912	150	0	0	0	3,062
University of Illinois at Chicago	6,239	0	84	0	0	6,323
University of Illinois at Springfield	4,291	0	0	0	0	4,291
University of Illinois at Urbana-Champaign	2,814	0	25	0	0	2,839
University of St. Francis	2,041	0	0	0	0	2,041
Waubensee Community College	3,106	341	624	1	0	4,072
Western Illinois University	1,802	0	318	0	33	2,153
William Rainey Harper College	2,987	312	0	0	0	3,299
Totals	202,764	8,262	3,845	2,487	2,830	220,188

