



Distance Education Enrollments at Illinois Colleges and Universities

Executive Summary

Online course enrollments account for 83% of all distance education enrollment with 120,217 out of the 144,610 total enrollments for Spring/Winter 2006.

Distance Education Enrollments

A survey completed by the Illinois Virtual Campus shows that there were **144,610** distance education enrollments in **9,922** distance education courses for the **Spring/Winter 2006** term. This is an **18%** increase in enrollment from Spring 2005 when there were **8,666** courses and **122,091** enrollments.

Online Course Enrollments

Illinois colleges and universities reported offering **7,168** online class sections that generated **120,217** enrollments during the Spring/Winter 2006 term. This is an increase of **1,242** online course sections (**21%**) and **26,502** enrollments (**28%**) from the **5,926** online course sections and **93,715** enrollments reported for the Spring/Winter 2005 term.

Impact

Robert Sterling, Director of Distance Education at Joliet Junior College, says, "**During the 2006 Fiscal Year, we have seen a 24% increase (639 students) in online courses.**"

Sharpen the Focus

Phone interviews with selected institutions sharpen the focus to provide a deeper understanding of distance education enrollment trends in Illinois.

The phone interviews were conducted in July and included three community colleges, a public university, and an independent institution. Heartland Community College, Illinois Valley Community College, Joliet Junior College, Chicago State University and Lewis University were chosen.

The interview consisted of five questions. The questions and individual responses are interspersed with the numerical enrollment data within this report.

To view the entire "Sharpen the Focus" see http://www.ivc.illinois.edu/pubs/enrollment/Sharpen_Spring06.html.

Fast Facts

Seven Community Colleges (*College of DuPage, College of Lake County, Illinois Central College, Kaskaskia College, Lake Land College, Moraine Valley Community College, and Parkland College*) have more than **2,000** Internet enrollments in Spring/Winter 2006.

Stored media courses represent the second largest delivery mode (**8%**). However these courses show a **21%** decrease in enrollment.

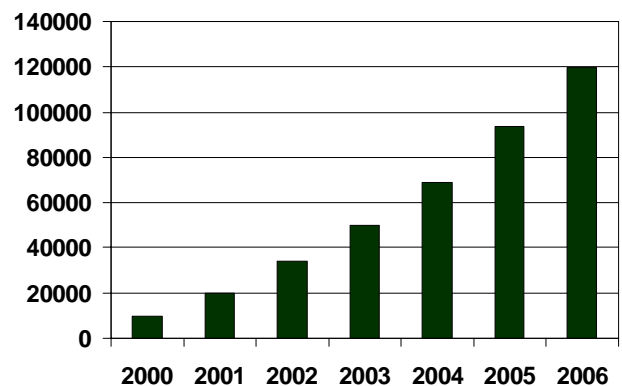
Representatives of all five institutions interviewed for this report indicate that they have plans to expand their current online or Web hybrid course offerings in the future.

Community Colleges represent 44% of all distance education enrollments.

Enrollments in Online Courses

This graph shows the online course enrollments reported by Illinois colleges and universities for the Spring terms since Spring 2000.

Enrollments in Online Courses at Illinois Colleges and Universities Spring 2000 to Spring 2006



Sharpen the Focus

How many new distance education students does your institution have the capacity to enroll for the Fall 2006 term?

Heartland Community College (HCC) – Our average number of students per semester is currently 678. We have the capacity to enroll upwards of 750 into our hybrid and online courses.

Illinois Valley Community College (IVCC) – We can accept another 400 online students. That would double our current enrollment of 379.

Joliet Junior College (JJC) – In the Fall of 2006, JJC will have the capacity to enroll 2763 distance education students, which represents an increase of 1050 students (61%) over the Fall 2005 semester. This increase is distributed as follows: Telecourses: 162 additional students (34% increase); Blended Classes: 193 additional students (74% increase); and Online Classes: 695 additional students (71% increase).

Chicago State University (CSU) – We offer 40 to 50 sections of online courses with a maximum enrollment of 25 students per section. Our summer enrollment included 30 sections, and that number will increase to at least 50 for Fall 2006.

Lewis University (LU) – With our approach to distance education that includes Web-enhanced courses, we could presumably include our entire student body. Every student has an account in the course management system so they would all have access to the materials. As far as totally online courses, the limitation is set by the number of faculty willing and trained to teach online. Currently one-fourth of the faculty are teaching online.

Sharpen the Focus

Does your institution plan to expand its distance education offerings in the near future? If so, in what way?

HCC – In the Fall 2007 semester, we will pilot an on-track model using hybrid courses that will guarantee a schedule for evening students. The program will offer a two-year degree in two years. It will be run in a cohort of 24 students and we have capacity to run 6 cohorts simultaneously.

IVCC – We anticipate a constant gradual expansion of our distance education offerings. We do not have a faculty requirement for online teaching, so there is no expectation for faculty to teach online until they are properly prepared. Our focus is on assuring that growth is quality driven.

JJC – Annually, we solicit proposals from faculty members, both full-time and adjunct, and select about 15 new online and blended courses for grant-funded development. Courses may also be developed apart from grant funding. We currently have 17 new distance education courses under development.

CSU – We are constantly looking to expand. Our faculty are represented by a union contract and the contract provides that online teaching is to be strictly voluntary. The contract also stipulates that contractual employees will be given the first right of refusal to teach a course and this limits our use of adjunct instructors. We do offer incentives for online instruction with 3 units of release time being offered to faculty for the creation of an online course and 1 unit for course maintenance each semester they are taught.

LU – We have contracted with an outside entity to help train our faculty in online teaching and developing online courses in the General Education area.

Changes in Enrollment by Delivery Mode

Online Enrollment Percentage

Online enrollments accounted for **83%** of all distance education enrollments in the Spring 2006 term compared to **77%** of the total enrollments in the Spring 2005 term.

All Other Delivery Mode Percentage

While enrollments in Internet courses increased significantly, enrollments in Interactive TV and stored media decreased. Enrollments in Interactive TV decreased **15%**, and enrollments in stored media decreased by **21%** from Spring 2005. Table 2 in the appendix shows the change in distance education enrollments by delivery mode from Spring 2005 to Spring 2006.

Online Enrollments by Sector

Community College Enrollment

During the Spring 2006 term, community colleges reported offering **3,314** online course sections that generated **44,068** enrollments.

Public University Enrollment

Public universities reported offering **936** online course sections that generated **10,914** enrollments.

Independent For-Profit Colleges and Universities

Independent for-profit colleges and universities reported offering **2,147** online courses that generated **48,823** enrollments.

Independent Not-For-Profit Colleges and Universities

Independent not-for-profit colleges and universities reported offering **771** online courses that generated **10,584** enrollments.

Institutions with the largest enrollments

The Illinois institutions reporting the largest online course enrollments during the Spring/Winter 2006 term in each sector of higher education in Illinois were:

Parkland College (3,295) and Lake Land College (2,371) from the community college system.

University of Illinois at Chicago (4,520) and University of Illinois at Springfield (3,005) from the public universities.

DeVry University (47,800) from the independent for-profit colleges and universities.

DePaul University (5,274) from the independent not-for-profit colleges and universities.

CSU – Most importantly, we are seeing more faculty using the course management system and technology to enhance their instruction. The large majority of our online students are also taking courses on campus. We have found that the retention rates for both types of courses (online and face-to-face) are similar. We are currently investigating the creation of a complete online Master’s degree program in Technology and Education.

LU – Distance education at Lewis University consists of three types of courses – totally online, blended, and Web-enhanced. Approximately two-thirds of the courses offered per semester are considered Web-enhanced with some instruction being offered through the course management system. Another trend for us is the large number of courses being offered online during the summer semester. As more faculty are off-campus, more online courses are offered. We average 40 totally online courses each spring and fall and 60 in the summer.

Online Enrollments by Residency

The vast majority of all online course enrollments reported by Illinois public colleges and universities were students residing in the state. Independent colleges and universities had a majority of online course enrollments living in the USA outside of Illinois.

The residency of students enrolled in online courses varied by sector with community colleges having the highest percentage of Illinois residents (**97%**), followed by the public universities (**89%**), and the independent not-for-profit colleges and universities (**71%**). The graphs below show the distributions of online enrollments at all Illinois public universities, public community colleges, independent for-profit colleges and universities, and independent not-for-profit colleges and universities by residency.

Sharpen the Focus

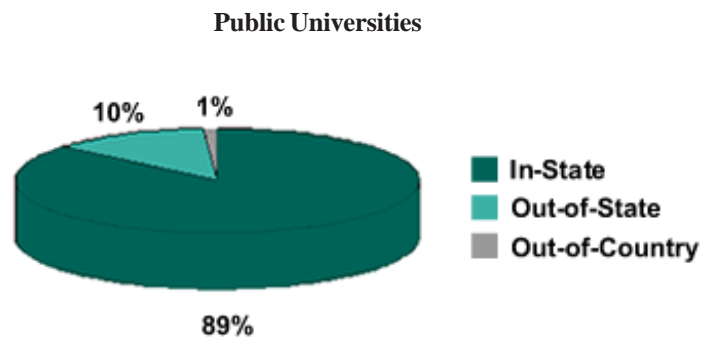
What is the most important trend in distance education at your institution?

HCC – The most important trend we are experiencing is the shift to alternative learning. We are offering more and more hybrid courses. In fact, the number of hybrid course sections has surpassed the number of online course sections. This may be due to the fact that approximately 75% of our online students are also on campus students.

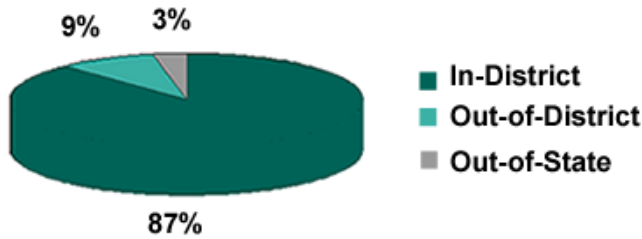
IVCC – We are seeing a movement toward blended or hybrid courses. In the past, we took a slow, cautious approach to online courses, and the faculty would approach us if they wanted to teach online. We are now taking a strategic approach to hybrid courses to attract students and faculty. The strategy is to build enrollments to assure faculty that students will attend the courses they create in the online technologies.

JJC – The two most important trends at JJC are the rapid growth of our blended/hybrid course offerings and our Quality Online Course Initiative (QOCI) launched in partnership with Illinois Online Network. Using the QOCI Rubric developed by ION, all of our online courses have been evaluated, and we are working with distance education faculty to implement recommendations for course improvement.

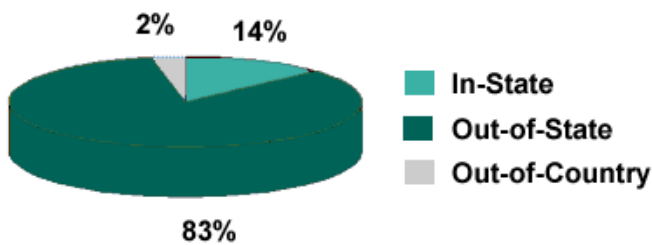
Online Enrollments at Illinois Colleges and Universities by Residency for Spring/Winter Term 2006



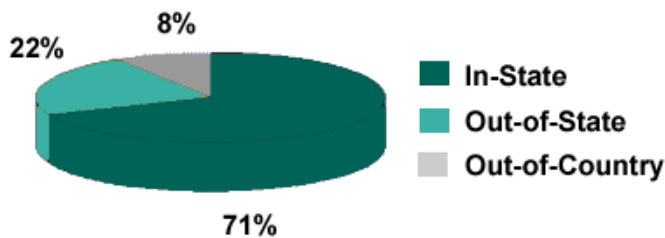
Community Colleges



Independent For-Profit Colleges and Universities



Independent Not-For-Profit Colleges and Universities



Sharpen the Focus

What additional information about enrollment at your institution is significant?

HCC – Four years ago we instituted a Faculty Certification Program for faculty who want to teach online or hybrid courses. This is paid training for both full and part time faculty. The training consists of 3 levels with 12 hours of instruction per level. Faculty have to complete this certification to teach online or hybrid courses, and to date over 130 faculty members are certified. This leads to a set layout and standards for our courses that helps students avoid having to adjust to a new or different course design before beginning the course work

IVCC – We have a new institutional research office and they are still learning about the college and collecting data so we do not have a lot of detail available yet to see trends. We have had many students vocalize the trend toward online learning due to the current gas prices.

JJC – During the 2006 Fiscal Year, JJC enrolled 5191 distance education students, which is an increase of 1008 students, or 24%, over the previous year. This increase is distributed as follows: Telecourses: 99 fewer students (7%

decrease); Blended Classes: 468 additional students (390% increase); Online Classes: 639 additional students (24% increase).

CSU – The growth and development of our Web-enhanced courses has been significant. Approximately 20% of the course sections offered university-wide across all disciplines are Web-enhanced. Over 140 faculty members are currently using the course management system to teach web enhanced courses.

LU – Our course management system has been in place long enough for the faculty to become accustomed to the layout and maintenance of their courses. The faculty are trained initially in instructional design and pedagogy. After that, they usually come back for training only after updates to the system or to learn about additional features they wish to use.

Sharpen the Focus

How do students enrolled in your distance education courses differ from traditional students in the support services they seek?

HCC – Online students have been demanding more online services such as college email, instant messaging, and access to the software available in the computer labs. Due to this demand, we are creating a portal system for students to be piloted in Fall 2007. Current online services include registration and library services.

IVCC – Illinois Valley offers most services online already, so both on-campus and online students have them available. These services include registration, library services, orientation to online learning, and online counseling done through email.

JJC – Although the line separating distance education students from traditional students is not always clearly visible, it appears that students in distance education classes are especially interested in support services in the following areas: online counseling, online bookstore services, proctored exams in the Distance Education Testing Center, online tutoring, and 24/7 technical support for classes.

CSU – Our distance education students also attend classes on campus, so all the services they seek may be found on campus with a few available online. Tuition and fees may be paid online. Starting in the Fall 2006, registration will only be available online. Our bookstore does offer a Website. However, students with financial aid must purchase books face-to-face in the bookstore due to a requirement set in their aid package. Within the next year, we are working to implement a university wide

ID card system that will allow for more services to be accessed remotely.

LU – We do not offer any degree program completely online. All programs require an on-campus presence. We do offer quite a few of our services online, including registration, library services, bill payment, access to grades, tutoring, and technical support.

The Illinois Virtual Campus greatly appreciates the cooperative effort of all Illinois colleges and universities and the Illinois Community College Board (ICCB) in submitting the distance education course enrollment data for this report.

Distance education enrollment reports for all terms since Fall 1999 can be found on the Illinois Virtual Campus website at <http://www.ivc.illinois.edu> in the Publications area.

Appendix

The following tables show several different views of the course enrollments in distance education for the Spring/Winter Term 2006

Table 1	Distance Education Enrollments by Delivery Mode
Table 2	Change in Distance Education Enrollments by Delivery Mode from Spring 2005 to Spring 2006
Table 3	Enrollments in Online and All Distance Education Courses by Sector
Table 4	Distance Education Enrollments by Sector and Delivery Mode
Table 5	Distance Education Enrollments by Residency
Table 6	Distance Education Enrollments by Delivery Mode - Fall 1999 to Spring 2006
Table 7	Distance Education Enrollments by Institution

Table 1
Spring 2006
Distance Education Enrollments
at Illinois Colleges and Universities
by Delivery Mode

Delivery Mode	Courses		Enrollments	
	#	% Total	#	% Total
Internet	7,168	72.24%	120,217	83.13%
Stored Media	1,094	11.03%	12,062	8.34%
Interactive TV	687	6.92%	5,409	3.74%
Open Broadcast TV	360	3.63%	2,419	1.67%
Correspondence	613	6.18%	4,503	3.11%
Total	9,922	100.00%	144,610	100.00%

Table 2
Change in Distance Education Enrollments
at Illinois Colleges and Universities
by Delivery Mode
from Spring 2005 to Spring 2006

Delivery Mode	Spring 2205	Spring 2006	Change	
Internet	93,715	120,217	+26,502	+28.3%
Stored Media	15,219	12,062	- 3,157	- 20.7%
Interactive TV	6,283	5,409	- 874	- 13.9%
Open Broadcast TV	2,191	2,419	+228	+10.4%
Correspondence	4,683	4,503	- 180	- 3.8%
All Distance Education	122,091	144,610	+22,519	+18.4%

Table 3
Spring/Winter 2006
Online and All Distance Education Enrollments
at Illinois Colleges and Universities
by Sector

Sector	Internet		All Distance	
	#	% Total	#	% Total
Community Colleges	44,068	36.66%	63,196	43.70%
Public Universities	15,434	12.84%	17,460	12.07%
Independent For Profit Colleges and Universities	48,823	40.61%	48,823	33.76%
Independent Not-For-Profit Colleges and Universities	11,892	9.89%	15,131	10.46%
All Institutions	120,217	100.00%	144,610	100.00%

Table 4
Spring/Winter 2006
Distance Education Enrollments
at Illinois Colleges and Universities
by Sector and Delivery Mode

Sector	Internet	Stored Media	Interactive TV	Open Broadcast		Correspondence	Total
				TV	TV		
Community Colleges	44,068	9,354	4,826	1,608	3,340	63,196	
Public Universities	15,434	86	460	566	914	17,460	
Independent For-Profit Colleges & Universities	48,823	0	0	0	0	48,823	
Independent Not-For-Profit Colleges & Universities	11,892	2,622	123	245	249	15,131	
All Institutions	120,217	12,062	5,409	2,419	4,503	144,610	

Table 5
Spring/Winter Term 2006
Distance Education Enrollments
at Illinois Colleges and Universities
by Residency

		In District	Out of District	In State	Out of State	Out of Country
		Community Colleges				
	All Distance Education courses	89%	8%	97%	3%	*
	Internet courses	87%	9%	97%	3%	*
Public Universities						
	All Distance Education courses	n.a.	n.a.	91%	8%	1%
	Internet courses	n.a.	n.a.	89%	10%	1%
Independent For-Profit Colleges and Universities						
	All Distance Education courses	n.a.	n.a.	14%	83%	2%
	Internet courses	n.a.	n.a.	14%	83%	2%
Independent Not-For-Profit Colleges and Universities						
	All Distance Education courses	n.a.	n.a.	64%	21%	7%
	Internet courses	n.a.	n.a.	71%	22%	8%
All Illinois Colleges and Universities						
	All Distance Education courses	n.a.	n.a.	62%	32%	3%
	Internet courses	n.a.	n.a.	55%	37%	3%

* = Out-of-Country counts are included in Out-of-State column.

n.a. = not applicable

Table 6
Distance Education Enrollments
at Illinois Colleges and Universities
by Delivery Mode
Fall 1999 to Spring 2006

Term	Internet	Stored Media	Interactive TV	Correspondence	Open Broadcast TV	All Distance Education
Fall 1999	5,887	5,264	3,695	N.R.	N.R.	14,846
Spring 2000	9,888	6,429	4,075	1,441	4,381	26,214
Fall 2000	13,582	10,174	5,916	3,187	4,303	37,162
Spring 2001	19,764	13,957	6,410	2,519	3,591	46,241
Summer 2001	13,332	12,232	1,769	2,578	2,692	32,603
Fall 2001	23,254	15,381	7,646	2,705	3,552	52,538
Spring 2002	34,155	20,052	7,547	3,963	3,302	69,019
Summer 2002	23,651	12,431	1,691	2,363	3,330	43,466
Fall 2002	40,550	15,337	6,416	2,909	4,001	69,213
Spring 2003	50,125	17,310	6,508	4,239	4,099	82,281
Summer 2003	34,399	13,068	1,519	2,620	2,525	54,131
Fall 2003	50,093	14,782	8,982	2,578	2,959	79,394
Spring 2004	69,015	17,158	5,707	5,201	2,587	99,668
Summer 2004	55,343	11,006	1,506	3,359	1,598	72,812
Fall 2004	80,165	14,821	5,936	5,205	1,801	107,928
Spring 2005	93,715	15,219	6,283	4,683	2,191	122,091
Summer 2005	76,875	9,924	1,250	3,460	1,530	93,039
Fall 2005	105,207	11,960	5,634	4,087	2,382	129,270
Spring 2006	120,217	12,062	5,409	4,503	2,419	144,610

(N.R. = None Reported)

Table 7
Distance Education Enrollments
at Illinois Colleges and Universities
by Institution
Spring/Winter Term 2006

Institution	Internet	Broadcast TV	Interactive TV	Stored Media	Correspondence	Total
Black Hawk College	994	11	351	341	0	1,697
Blessing-Rieman College of Nursing	17	0	0	0	0	17
Bradley University	295	0	0	0	0	295
Carl Sandburg College	655	0	459	35	0	1,149
Chicago State University	747	0	0	54	0	801
City Colleges of Chicago						
Harold Washington College	472	388	0	0	0	860
Harry S Truman College	161	144	0	0	0	305
Kennedy-King College	144	92	0	0	0	236
Malcolm X College	126	117	0	0	0	243
Olive-Harvey College	135	108	0	0	0	243
Richard J. Daley College	200	109	0	0	0	309
Wilbur Wright College	274	211	0	0	0	485
College of DuPage	2,052	32	0	1,184	2,637	5,905
College of Lake County	2,002	0	92	304	0	2,398
Danville Area Community College	860	0	0	5	0	865
DePaul University	5,374	0	0	0	0	5,374
DeVry University	47,800	0	0	0	0	47,800

Institution	Internet	Broadcast TV	Interactive TV	Stored Media	Correspondence	Total
Eastern Illinois University	731	0	0	0	0	731
Elgin Community College	517	0	18	939	0	1,474
Governors State University	773	566	0	0	130	1,469
Heartland Community College	756	0	130	0	0	886
Highland Community College	265	0	85	46	0	396
Illinois Central College	2,281	152	351	0	406	3,190
Illinois Eastern Community Colleges						
Frontier Community College	132	0	0	33	5	170
Lincoln Trail College	363	0	0	0	19	382
Olney Central College	698	0	0	0	78	776
Wabash Valley College	292	0	0	0	38	330
Illinois Institute of Technology	1,127	245	123	0	0	1,495
Illinois State University	1,024	0	0	0	0	1,024
Illinois Valley Community College	471	0	12	179	0	662
John A. Logan College	540	0	0	389	0	929
John Wood Community College	532	0	380	180	0	1,092
Joliet Junior College	1,428	0	0	447	0	1,875
Judson College	187	0	0	101	0	288
Kankakee Community College	699	0	0	47	103	849
Kaskaskia College	2,066	0	303	45	54	2,468
Kishwaukee College	995	97	28	0	0	1,120
Lake Land College	2,371	0	340	0	0	2,711
Lewis and Clark Community College	1,514	0	0	127	0	1,641
Lewis University	538	0	0	0	0	538
Lincoln Land Community College	1,367	0	0	0	0	1,367
McHenry County College	978	0	0	765	0	1,743
Midstate College	1,023	0	0	0	0	1,023
Moody Bible Institute	843	0	0	0	3	846
Moraine Valley Community College	2,026	0	0	331	0	2,357
Morton College	366	0	0	35	0	401
Northeastern Illinois University	0	0	66	0	0	66
Northern Illinois University	699	0	62	0	0	761
Olivet Nazarene University	0	0	0	2,475	0	2,475
Parkland College	3,295	137	0	308	0	3,740
Prairie State College	484	0	0	5	0	489
Quincy University	157	0	0	46	0	203
Rend Lake College	439	0	294	258	0	991
Richland Community College	651	0	139	0	0	790
Rock Valley College	629	0	0	104	0	733
Roosevelt University	979	0	0	0	246	1,225
Rush University	722	0	0	0	0	722
Sauk Valley Community College	525	0	126	50	0	701
Shawnee Community College	375	0	336	299	0	1,010
South Suburban College	1,249	0	0	411	0	1,660
Southeastern Illinois College	648	0	162	75	0	885
Southern Illinois University Carbondale	701	0	0	0	427	1,128
Southern Illinois University Edwardsville	132	0	0	0	0	132
Southwestern Illinois College	1,122	0	601	1,212	0	2,935

IVC Enrollment Report

Institution	Internet	Broadcast TV	Interactive TV	Stored Media	Correspondence	Total
Spoon River College	414	0	0	0	0	414
Triton College	1,716	0	0	569	0	2,285
University of Illinois at Chicago	4,520	0	209	0	0	4,729
University of Illinois at Springfield	3,005	0	0	0	0	3,005
University of Illinois at Urbana-Champaign	1,962	0	0	0	0	1,962
University of St. Francis	1,653	0	0	0	0	1,653
Waubensee Community College	1,958	10	616	280	0	2,864
Western Illinois University	1,140	0	123	32	357	1,652
William Rainey Harper College	1,831	0	3	351	0	2,185
Totals	120,217	2,419	5,409	12,062	4,503	144,610

© 1998-2006 Illinois Virtual Campus and the Board of Trustees of the University of Illinois - All Rights Reserved