



Distance Education Enrollments at Illinois Colleges and Universities Spring/Winter 2004

Executive Summary

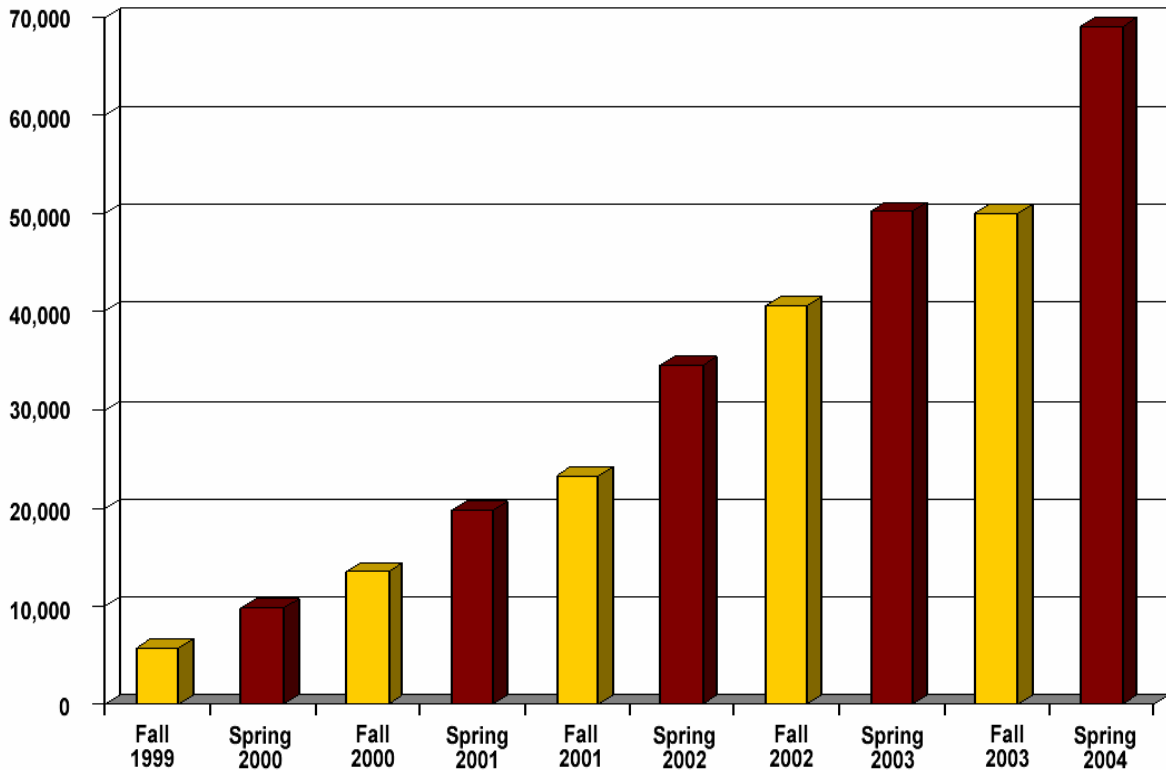
A survey completed by the **Illinois Virtual Campus** shows that **online** enrollments at Illinois colleges and universities increased dramatically again during the Spring/Winter 2004 term after an apparent leveling off in online enrollments during the Fall 2003 Term. (View the Fall 2003 report at http://www.ivc.illinois.edu/pubs/enrollment/Fall_03.html) Illinois colleges and universities reported offering **4,884** online class sections that generated **69,015** student course enrollments during the Spring and Winter 2004 terms. This is an increase of **18,890** course enrollments (**38%**) from the **50,125** online enrollments reported for the Spring and Winter terms in 2003. Illinois institutions reported offering **7,619** course sections in all distance education delivery modes that generated **99,668** course enrollments. This is an increase of **730** course sections and an increase of **17,387** course enrollments (**21%**) from the **6,889** course sections that generated **82,281** course enrollments during Spring and Winter terms in 2003.

New Enrollment Reporting Procedure

In an attempt to better serve institutions and Illinois policymakers, the Illinois Virtual Campus (IVC) has initiated a new enrollment reporting procedure entitled "Selected IVC Providers' Distance Education Enrollment Analysis" to better understand trends of distance education. This new procedure involves phone interviews with select colleges and universities who can provide a "snapshot" of distance education enrollments at their institution. The first interviews were conducted in July and included three community colleges, a state university, and a private institution. Those chosen were Harper College, John A. Logan College, Lake Land College, Southern Illinois University Carbondale, and Quincy University. The interview consisted of five questions. The questions, individual responses and an overall summary are interspersed with the numerical enrollment data below. To view the entire Selected IVC Providers' Distance Education Enrollment Analysis, see http://www.ivc.illinois.edu/pubs/enrollment/SIPDEEA_Spring04.html.

The graph below shows the online course enrollments reported by Illinois colleges and universities for the fall and spring terms since fall 1999. It is important to note that the fall term includes only the fall quarter for institutions on the quarter system, while the spring/winter term includes both the winter and spring quarter terms. While only a few institutions in Illinois are on the quarter system, a couple of these have large online enrollments. In addition, the spring/winter term spans 5 months while the fall term spans only 4 months. The extra month allows for additional short term courses to be offered.

Enrollments in Internet Courses at Illinois Colleges and Universities Fall 1999 to Spring 2004



Selected IVC Providers' Distance Education Enrollment Analysis Question #1

Did the majority of your online classes fill last semester?

Harper College – The majority (30 of 50) of the online courses filled or had only 1-2 seats left open. The remaining 20 courses all had minimum enrollment and ran with at least 3 seats open.

John A. Logan College – The courses all made minimum enrollment, some were full and some had waiting lists.

Lake Land College – Most sections were filled and additional sections were added and filled as well.

Southern Illinois University Carbondale – Yes, all the courses offered filled. There were 21 open enrollment web-based independent study courses and 16 online semester based courses available for Spring 2004 term.

Quincy University – The course available has been offered for 3 years and is well accepted. It did fill last semester.

Summary – Courses offered do make minimum enrollments per semester. No courses were cancelled due to lack of student participation. “If you offer it, they will come.”

Changes in Enrollments by Delivery Mode

Online enrollments accounted for **69%** of all distance education enrollments in the Spring/Winter 2004 term compared to **61%** of the total enrollments in the Spring/Winter 2003 term. Enrollments in interactive TV/video courses decreased **12%**, enrollments in open broadcast TV courses decreased by **37%**, and enrollments in stored media courses decreased by **1%** from Spring/Winter 2003, while enrollments in correspondence courses increased by **23%** from the previous year. The table below shows the change in distance education enrollments by delivery mode from Spring/Winter 2003 to Spring/Winter 2004.

Change in Distance Education Enrollments at Illinois Colleges and Universities by Delivery Mode from Spring Term 2003 to Spring Term 2004

Delivery Mode	Spring/Winter 2003	Spring/Winter 2004	Change	
Internet	50,125	69,015	+18,890	+38%
Stored Media	17,310	17,158	-152	-1%
Interactive TV	6,508	5,707	-801	-12%
Open Broadcast TV	4,099	2,587	-1,512	-37%
Correspondence	4,239	5,201	+962	+23%
All Distance Education	82,281	99,668	+17,387	+21%

Selected IVC Providers' Distance Education Enrollment Analysis Question #2

What was unexpected about online enrollments last term?

Harper College – We continue to have high telecourse student enrollment. However, for the first time, online course sections have shown a slightly higher enrollment percentage than matching telecourse sections.

John A. Logan College – The number of out of state and international students was unexpectedly high. Online enrollments continue to increase, but we were surprised by the number of out of state and international students. The Interpreter Preparation program has the largest number of these students due to the nature of the program.

Lake Land College – Since the trend has been for increased enrollment, there was nothing really unexpected. We are showing a 20 – 30% growth per semester with a 44% growth from last year to this year.

Southern Illinois University Carbondale - We didn't find our enrollments to be unexpected as they are continually increasing. We had 100 more students from last Spring to this Spring.

Quincy University – Summer enrollments for our institution went up in our CD-ROM classes. This was not expected, however, as the CD-ROM courses are in-service courses for K-12 teachers and many take these courses over the summer.

Summary –Enrollments continue to increase and this was not unexpected. Significant increases were noted in online courses versus telecourses and increases in the number of out-of state and international students enrolling.

Online Enrollments by Sector

During Spring/Winter 2004 term, community colleges reported offering **2,765** online course sections that generated **32,360** enrollments. Public universities reported offering **684** online course sections that generated **11,351** enrollments and independent colleges and universities reported offering **1,435** online courses that generated **25,304** enrollments. The three Illinois institutions from each sector of higher education reporting the largest online course enrollments during the Spring/Winter 2004 were: **Parkland College (2,523)**, **Lake Land College (1,972)**, and **College of Lake County (1,920)** from the community college system; **University of Illinois at Chicago (4,206)**, **University of Illinois at Springfield (2,010)**, and **University of Illinois at Urbana-Champaign (1,616)** from the public universities; and **DeVry University (17,159 for 2 quarter terms)**, **DePaul University (3,186)**, and **University of St. Francis (1,247)** from the independent colleges and universities.

Selected IVC Providers' Distance Education Enrollment Analysis Question #3

What is the most important trend in distance education at your institution?

Harper College – Harper is developing online and blended (hybrid) courses that work toward fulfilling completely online degree and certificate programs. Currently, 7 certificates are available in an online format.

John A. Logan College – We saw a 53% growth from last summer to this summer, so we find the growth of online to be an important trend. We have also found that interactive TV is not a strong area for us. Online courses and telecourses seem to work the best for our students.

Lake Land College – The most important trend we are seeing is the popularity of courses available online that are required for graduation. More and more students are enrolling and we are opening more sections to fill the demand.

Southern Illinois University Carbondale - We are working toward offering more complete degree programs and certificates online. The enrollments are continually growing in individual courses as well as full programs. We are seeing more interest in graduate level programs from adult learners. The graduate degrees require fewer courses and the students tend to be professionals in search of further education.

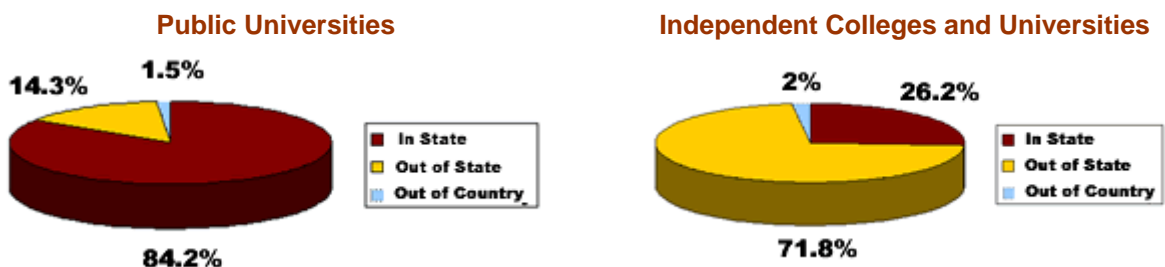
Quincy University – We are seeing a large growth in the self paced in-service CD-ROM courses offered for K-12 teachers. Summer 2003 had 207 credit hour enrollments with Summer 2004 seeing 684 credit hours. We are also working with the University of Illinois at Springfield and The Franciscan University to offer more Interactive TV courses from distance education classrooms.

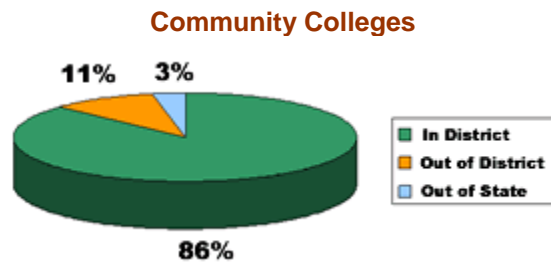
Summary - Enrollments are increasing in online courses with more students looking for complete degree and certificate programs available at a distance. The institutions are working to fulfill this demand by offering new courses and opening more sections of existing online courses.

Online Enrollments by Residency

The vast majority of all online course enrollments reported by Illinois public colleges and universities were students residing in the state. Independent colleges and universities had a higher percentage of students residing outside the state. The residency of students enrolled in online courses varied by sector with community colleges having the highest percentage of Illinois residents (**97%**), followed by the public universities (**84%**), and the independent colleges and universities (**26%**). The graphs below show the distribution of online enrollments at public universities, independent colleges and universities and community colleges by residency.

Online Enrollments at Illinois Colleges and Universities by Residency for Spring/Winter 2004





Selected IVC Providers' Distance Education Enrollment Analysis Question #4

What additional information about enrollment at your institution is significant?

Harper College – Our enrollment reports show that over 13% of students enrolled in Harper’s online courses are from out-of-district. Adult non-traditional students (ages 25 and older) make up over 45% of total online course enrollment.

John A. Logan College – We had the highest Summer semester enrollment numbers ever. Our Spring 2004 enrollment was the highest enrollment at 487. We anticipate that Fall will continue to break enrollment records. Online growth has a life of its own, it is growing the fastest.

Lake Land College – As one of the first community colleges to offer online learning, we are pleased with the overall success of our online learners. Our grade point averages have increased as we have offered more online sections. Our retention rate has also increased. This shows that our instructors are doing a quality job and that we are offering superior support to our distance learners.

Southern Illinois University Carbondale – Two of our programs have become so successfully that they have gone to selective admission processes. The Behavior Analysis Therapy program will soon consist of all 5 courses being offered online. The average number of students per course ranges from 18 to 30 and Director Mark Dixon has stated that his students have a 100% pass rate for the certification exam. The Information System Technology (IST) degree in the College of Applied Science and Arts is the number one viewed program on the IVC website and enrollment has continued to increase in this program. All IST core courses are online. The IVC has proven to be a good recruiting tool for this program.

Summary – Enrollments are increasing in online education due to more students and more courses. Trends seem to point to adult non-traditional learners being the most active distance education learners, and the growth of graduate level courses and programs echoes this trend.

Selected IVC Providers' Distance Education Enrollment Analysis Question #5

What are your institution's plans for developing and offering additional online courses/programs? Will you be offering the same, more or fewer?

Harper College – Harper is interested in offering a distance degree program that may include a combination of online, telecourse and teleweb courses. New online courses are being offered each semester that add to the pool of over 90 different courses that were available and offered last year in an online format.

John A. Logan College – We are planning to offer more online courses due mainly to the request of instructors to teach online. Our courses are developed for face to face teaching and offered online if the instructor wishes to teach online. More and more instructors have an interest in teaching online.

Lake Land College – Lake Land will be offering more courses. The courses are not necessarily directed toward a certain degree program, just new online courses. In 2003, we developed 13 new courses and opened 5 new sections of existing courses.

Southern Illinois University Carbondale - We are offering new online courses. We have four new courses for Fall 2004, which brings the total of courses available for Fall up to 86 courses.

Quincy University - We are working to develop a Special Education minor with The Franciscan University. This course will be in either the online or compressed video format.

Summary – All institutions will be offering more courses. The majority of these courses will be newly developed courses created and taught by the online instructor. The trend seems to be more and more new courses developed each term.

The Illinois Virtual Campus greatly appreciates the cooperative effort of all Illinois colleges and universities in submitting the distance education course enrollment data for this report. The tables below show several different views of the course enrollments in distance education during the Spring Term 2004. Distance education enrollment reports for all terms since Fall 1999 can be found on the Illinois Virtual Campus website at <http://www.ivc.illinois.edu/> in the Publications area.

List of Tables for Spring/Winter Term 2004

Table 1	Distance Education Enrollments by Delivery Mode
Table 2	Enrollments in Internet and All Distance Education Courses by Sector
Table 3	Distance Education Enrollments by Sector and Delivery Mode
Table 4	Enrollments by Residency
Table 5	Distance Education Enrollments by Delivery Mode - Fall 1999 to Spring 2004
Table 6	Distance Education Enrollments by Institution

Table 1
Spring Term 2004
Distance Education Enrollments
at Illinois Colleges and Universities
by Delivery Mode

Delivery Mode	Courses		Enrollments	
	#	% Total	#	% Total
Internet	4,884	64.10%	69,015	69.24%
Stored Media	1,225	16.08%	17,158	17.22%
Interactive TV	640	8.40%	5,707	5.73%
Open Broadcast TV	327	4.29%	2,587	2.60%
Correspondence	543	7.13%	5,201	5.22%
Total	7,619	100.00%	99,668	100.00%

Table 2
Spring Term 2004
Enrollments in Internet and All Distance Education Courses
at Illinois Colleges and Universities
by Sector

Sector	Internet		All Distance	
	#	% Total	#	% Total
Community Colleges	32,360	46.89%	56,609	56.80%
Public Universities	11,351	16.45%	14,528	14.58%
Independent Colleges and Universities	25,304	36.66%	28,531	28.63%
Total	69,015	100.00%	99,668	100.00%

Table 3
Spring Term 2004
Distance Education Enrollments
at Illinois Colleges and Universities
by Sector and Delivery Mode

Sector	Internet	Stored Media	Open Broadcast		Correspondence	Total
			Interactive TV	TV		
Community Colleges	32,360	14,244	4,710	1,675	3,620	56,609
Public Universities	11,351	148	915	533	1,581	14,528
Independent Colleges & Universities	25,304	2,766	82	379	0	28,531
All Institutions	69,015	17,158	5,707	2,587	5,201	99,668

Table 4
Spring Term 2004
Distance Education Enrollments
at Illinois Colleges and Universities
by Residency

	In District	Out of District	In State	Out of State	Out of Country
Community Colleges					
All Distance Education courses	88%	10%	98%	2%	*
Internet courses	86%	11%	97%	3%	*
Public Universities					
All Distance Education courses	n.a.	n.a.	84%	15%	1%
Internet courses	n.a.	n.a.	84%	14%	2%
Independent Colleges and Universities					
All Distance Education courses	n.a.	n.a.	31%	67%	2%
Internet courses	n.a.	n.a.	26%	72%	2%
All Illinois Colleges and Universities					
All Distance Education courses	n.a.	n.a.	76%	23%	1%
Internet courses	n.a.	n.a.	68%	31%	1%

* = Out-of-Country counts are included in Out-of-State column.

n.a. = not applicable

Table 5
Distance Education Enrollments
at Illinois Colleges and Universities
by Delivery Mode
Fall 1999 to Spring 2004

Term	Internet	Stored Media	Interactive TV	Correspondence	Open Broadcast TV	All Distance Education
Fall 1999	5,887	5,264	3,695	N.R.	N.R.	14,846
Spring 2000	9,888	6,429	4,075	1,441	4,381	26,214
Fall 2000	13,582	10,174	5,916	3,187	4,303	37,162
Spring 2001	19,764	13,957	6,410	2,519	3,591	46,241
Summer 2001	13,332	12,232	1,769	2,578	2,692	32,603
Fall 2001	23,254	15,381	7,646	2,705	3,552	52,538
Spring 2002	34,155	20,052	7,547	3,963	3,302	69,019
Summer 2002	23,651	12,431	1,691	2,363	3,330	43,466
Fall 2002	40,550	15,337	6,416	2,909	4,001	69,213
Spring 2003	50,125	17,310	6,508	4,239	4,099	82,281
Summer 2003	34,399	13,068	1,519	2,620	2,525	54,131
Fall 2003	50,093	14,782	8,982	2,578	2,959	79,394
Spring 2004	69,015	17,158	5,707	5,201	2,587	99,668

(N.R. = None Reported)

Table 6
Distance Education Enrollments
at Illinois Colleges and Universities
by Institution
Spring Term 2004

Institution	Internet	Broadcast TV	Interactive TV	Stored Media	Correspondence	Total
Black Hawk College	594	15	470	408	0	1,487
Blessing-Rieman College of Nursing	34	0	0	0	0	34
Bradley University	361	0	0	0	0	361
Carl Sandburg College	668	0	212	60	0	940
Chicago State University	367	0	0	0	0	367
City Colleges of Chicago						
Harold Washington College	355	341	0	0	0	696
Harry S Truman College	135	139	0	0	0	274
Kennedy-King College	90	51	17	0	0	158
Malcolm X College	107	94	0	0	0	201
Olive-Harvey College	95	67	0	0	0	162
Richard J. Daley College	161	115	0	0	0	276
Wilbur Wright College	211	252	0	0	0	463
College of DuPage	1,338	16	0	1,744	2,745	5,843
College of Lake County	1,920	0	146	354	0	2,420
Danville Area Community College	757	0	11	7	0	775
DePaul University	3,186	0	0	0	0	3,186
DeVry University	17,159	0	0	0	0	17,159
Eastern Illinois University	428	0	0	0	0	428
Elgin Community College	433	0	0	1,285	0	1,718
Elmhurst College	23	0	0	0	0	23
Governors State University	533	533	0	0	56	1,122
Heartland Community College	716	0	131	0	0	847
Highland Community College	174	0	65	78	0	317
Illinois Central College	1,503	177	624	5	617	2,926
Illinois Eastern Community Colleges						
Frontier Community College	38	0	0	23	14	75
Lincoln Trail College	351	0	0	0	2	353
Olney Central College	243	0	0	0	48	291
Wabash Valley College	57	0	0	0	86	143
Illinois Institute of Technology	812	379	73	0	0	1,264
Illinois State University	605	0	0	0	0	605
Illinois Valley Community College	207	0	9	248	0	464
John A. Logan College	372	0	4	510	0	886
John Wood Community College	341	0	0	369	0	710
Joliet Junior College	739	0	27	509	0	1,275
Judson College	510	0	0	187	0	697
Kankakee Community College	206	0	0	47	0	253
Kaskaskia College	829	0	180	318	108	1,435
Kishwaukee College	588	25	16	0	0	629
Knowledge Systems Institute	151	0	0	0	0	151
Lake Land College	1,972	0	420	0	0	2,392
Lewis and Clark Community College	1,156	0	0	124	0	1,280
Lewis University	219	0	0	0	0	219
Lincoln Land Community College	913	134	0	0	0	1,047

McHenry County College	564	0	19	941	0	1,524
Midstate College	322	0	0	0	0	322
Moraine Valley Community College	1,517	0	0	599	0	2,116
Morton College	1,351	0	0	52	0	1,403
Northeastern Illinois University	0	0	161	0	0	161
Northern Illinois University	240	0	209	0	0	449
Oakton Community College	754	0	75	520	0	1,349
Olivet Nazarene University	0	0	0	2,484	0	2,484
Parkland College	2,523	245	25	760	0	3,553
Prairie State College	418	0	0	118	0	536
Quincy University	49	0	9	95	0	153
Rend Lake College	100	0	315	397	0	812
Richland Community College	445	0	7	0	0	452
Rock Valley College	712	0	0	52	0	764
Roosevelt University	691	0	0	0	0	691
Rush University	540	0	0	0	0	540
Sauk Valley Community College	269	0	54	113	0	436
Shawnee Community College	405	0	346	449	0	1,200
South Suburban College	898	0	0	498	0	1,396
Southeastern Illinois College	443	0	140	182	0	765
Southern Illinois University Carbondale	357	0	0	0	614	971
Southern Illinois University Edwardsville	205	0	0	0	0	205
Southwestern Illinois College	822	0	513	1,658	0	2,993
Spoon River College	279	0	0	0	0	279
Triton College	975	0	0	860	0	1,835
University of Illinois at Chicago	4,206	0	99	0	0	4,305
University of Illinois at Springfield	2,010	0	0	0	0	2,010
University of Illinois at Urbana- Champaign	1,616	0	84	0	290	1,990
University of St. Francis	1,247	0	0	0	0	1,247
Waubensee Community College	1,257	4	831	342	0	2,434
Western Illinois University	784	0	362	148	621	1,915
William Rainey Harper College	1,359	0	53	614	0	2,026
Totals	69,015	2,587	5,707	17,158	5,201	99,668