

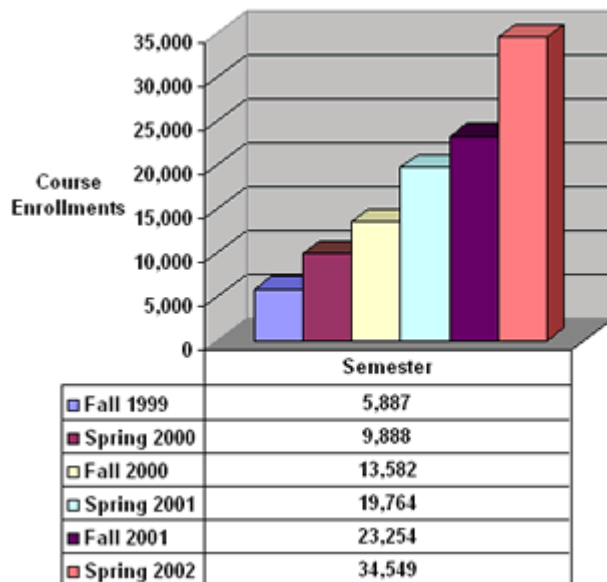


## Distance Education Enrollments at Illinois Colleges and Universities Spring Term 2002

(Revised 9/20/02)

Distance education enrollments continue to increase dramatically due to the rapid increase in the number of online courses, based on the most recent survey completed by the Illinois Virtual Campus. During the Spring/Winter 2002 term, Illinois colleges and universities reported offering **5,863** course sections in all distance education delivery modes that generated **69,694** course enrollments. This is an increase of **33%** from the Fall 2001 semester and a **51%** increase from the previous spring term. The institutions reported offering **2,932** classes via the Internet that generated **34,549** course enrollments. This is a **49%** increase from the online enrollments reported for the Fall 2001 semester and a **75%** increase from the Spring 2001 semester. The graph below shows the growth in online course enrollments at Illinois colleges and universities for each fall and spring term since the IVC began collecting enrollment data. The table shows the percentage increase of online course enrollments reported by Illinois colleges and universities for all fall and spring semesters since Fall 1999.

### Enrollments in Internet Courses at Illinois Colleges and Universities Fall 1999 to Spring 2002



### Increase in Internet Courses and Online Enrollments at Illinois Colleges and Universities Since Fall 1999

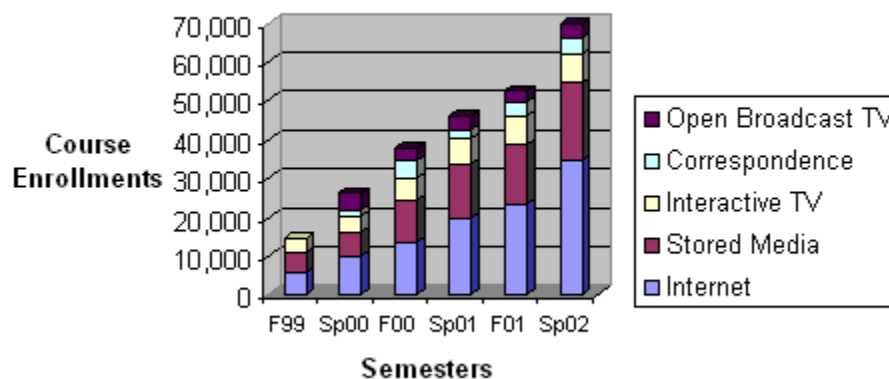
Semester	Courses	Enrollments	# Increase	% Increase
Fall 1999	515	5,887		
Spring 2000	831	9,888	4,001	68%

Fall 2000	1,259	13,582	3,694	37%
Spring 2001	1,753	19,764	6,182	46%
Fall 2001	2,156	23,254	3,490	18%
Spring 2002	2,932	34,549	11,295	49%

### Enrollments by Delivery Mode

Illinois colleges and universities report their distance education enrollments to the Illinois Virtual Campus by five different delivery modes: Internet, Interactive TV/Video, Open Broadcast TV, Stored Media (CDs and Tapes), and Correspondence. During Spring Term 2002, the institutions reported a total of 69,694 course enrollments by all distance education delivery modes. This includes 2,932 Internet based courses that generated 34,549 enrollments, 870 interactive TV/video courses that generated 7,547 enrollments, 488 open broadcast TV courses that generated 3,583 enrollments, 1,205 stored media courses that generated 20,052 enrollments, and 368 correspondence courses that generated 3,963 enrollments. The graph below shows the distance education enrollments by delivery mode for each semester from Fall 1999 to Spring 2002.

**Distance Education Enrollments  
at Illinois Colleges and Universities  
by Delivery Mode - Fall 1999 to Spring 2002**



### Enrollments by Sector

During the Spring 2002 term thirty-nine community college districts reported 18,515 student course enrollments in 1,781 Internet courses, twelve public universities reported 8,087 enrollments in 424 Internet courses, and twelve independent colleges and universities reported 7,947 enrollments in 727 Internet courses. Community colleges also offered the largest number of all distance education courses (4,183) and generated the highest enrollments (46,000) during the Spring 2002 term. Public universities reported 12,392 enrollments in 729 courses and independent colleges and universities reported 11,302 enrollments in 951 courses.

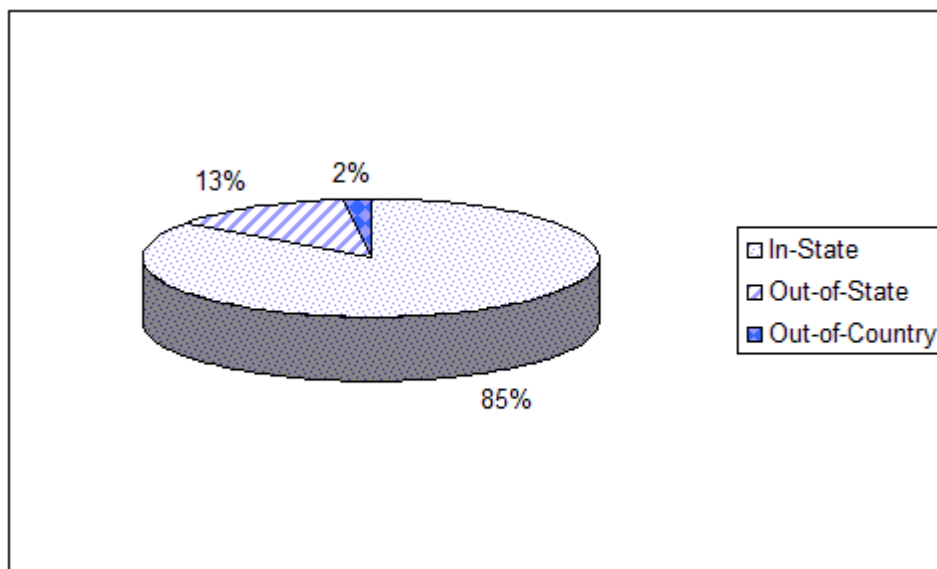
### Enrollments by Residency

An analysis of enrollments of all distance delivery methods by residency indicates that the overwhelming majority of students were from Illinois. The community colleges reported that 90% of their distance education enrollments were residents of their community college district, 8% were Illinois residents living outside of the college district, and 2% were residents outside of Illinois. Illinois public universities reported

that 80% of their distance education enrollments were in-state residents, 17% were out-of-state residents, and 3% were out-of-country residents. Illinois independent colleges and universities reported that 61% of their distance education enrollments were in-state residents, 36% were out-of-state residents, and 3% were out-of-country residents.

The vast majority of online course enrollments were also students residing in Illinois. In-state students accounted for 85% of the online course enrollments, out-of-state residents accounted for 13%, and out-of-country residents accounted for 2%. The residency of students enrolled in Internet courses varied by sector with community colleges having the highest percentage of Illinois residents (98%), followed by the public universities (79%), and the independent colleges and universities (52%). The graph below shows the distribution of online enrollments at all Illinois colleges and universities by residency.

**Online Enrollments  
at All Illinois Colleges and Universities  
by Residency  
Spring Term 2002**



The Illinois Virtual Campus greatly appreciates the cooperative effort of all Illinois colleges and universities in submitting the distance education data for this report. The tables below show several different views of the course enrollments in distance education courses offered by Illinois colleges and universities during the Spring 2002 term.



**List of Tables**

- [Table 1](#) Spring 2002 Distance Education Enrollments by Delivery Mode
- [Table 2](#) Spring 2002 Enrollments in Internet and All Distance Education Courses by Sector
- [Table 3](#) Spring 2002 Distance Education Enrollments by Residency
- [Table 4](#) Spring 2002 Distance Education Enrollments by Sector and Delivery Mode
- [Table 5](#) Student Enrollments in all Distance Education Courses and Internet Courses for Fall 1999 to Spring 2002
- [Table 6](#) Distance Education Enrollments by Delivery Mode - Fall 1999 to Spring 2002



**Table 1**  
**Spring Term 2002**  
**Distance Education Enrollments**  
**at Illinois Colleges and Universities**  
**by Delivery Mode**

Internet	34,549	49.6%
Stored Media	20,052	28.8%
Interactive TV	7,547	10.8%
Correspondence	3,963	5.7%
Open Broadcast TV	3,583	5.1%
Total	69,694	100.0%



**Table 2**  
**Spring Term 2002**  
**Enrollments in Internet and All Distance Education Courses**  
**at Illinois Colleges and Universities**  
**by Sector**

Sector	Internet		All Distance	
Community Colleges	18,515	53.6%	46,000	66.0%
Public Universities	8,087	23.4%	12,392	17.8%
Independent Colleges and Universities	7,947	23.0%	11,302	16.2%
Total	34,549	100.0%	69,694	100.0%



**Table 3**  
**Spring Term 2002**  
**Distance Education Enrollments**  
**at Illinois Colleges and Universities**  
**by Residency**

	In District	Out of District	In State	Out of State	Out of Country
<b>Community Colleges</b>					
All Distance Education courses	90%	8%	98%	2%	*
Internet courses	88%	10%	98%	2%	*
<b>Public Universities</b>					
All Distance Education courses	n.a.	n.a.	80%	17%	3%
Internet courses	n.a.	n.a.	79%	17%	4%
<b>Independent Colleges and Universities</b>					
All Distance Education courses	n.a.	n.a.	61%	36%	3%
Internet courses	n.a.	n.a.	52%	44%	4%

## All Illinois Colleges and Universities

All Distance Education courses	n.a.	n.a.	90%	9%	1%
Internet courses	n.a.	n.a.	85%	13%	2%

\* Out-of-Country counts are included in Out-of-State column.



**Table 4**  
**Spring Term 2002**  
**Distance Education Enrollments**  
**at Illinois Colleges and Universities**  
**by Sector and Delivery Mode**

Sector	Internet	Stored Media	Inter-active TV	Open Broadcast TV	Correspondence	Total
Community Colleges	18,515	17,059	6,089	2,933	1,404	46,000
Public Universities	8,087	929	1,160	96	2,120	12,392
Independent Colleges & Universities	7,947	2,064	298	554	439	11,302
All Institutions	34,549	20,052	7,547	3,583	3,963	69,694



**Table 5**  
**Student Enrollments**  
**in all Distance Education Courses**  
**and Internet Courses**  
**at Illinois Colleges and Universities**  
**Fall 1999 to Spring 2002**

	Fall 1999	Spring 2000	Fall 2000	Spring 2001	Summer 2001	Fall 2001	Spring 2002
Number of All Distance Courses	962	1,613	2,615	3,554	2,103	4,691	5,863
All Distance Enrollments	14,869	26,214	37,705	46,241	32,603	52,538	69,694
Number of Internet Courses	515	831	1,259	1,753	995	2,156	2,932
Internet Enrollments	5,887	9,888	13,582	19,764	13,332	23,254	34,549



**Table 6**  
**Distance Education Enrollments**  
**at Illinois Colleges and Universities**  
**by Delivery Mode**  
**Fall 1999 to Spring 2002**

Delivery Mode	Fall 1999	Spring 2000	Fall 2000	Spring 2001	Summer 2001	Fall 2001	Spring 2002
Internet	5,887	9,888	13,582	19,764	13,332	23,254	34,549
Stored Media	5,264	6,429	10,717	13,957	12,232	15,381	20,052
Interactive TV	3,695	4,075	5,916	6,410	1,769	7,646	7,547

Correspondence	None reported	1,441	3,187	2,519	2,578	2,705	3,963
Open Broadcast TV	None reported	4,381	4,303	3,591	2,692	3,552	3,583
All Distance Education		14,846	26,214	37,705	46,241	52,538	69,694



**Table 7**  
**Spring Term 2002**  
**Distance Education Enrollments**  
**at Illinois Colleges and Universities**  
**by Institution**

Institution	Open Broad- cast TV	Corre- spon- dence	Interactive TV	Internet	Stored Media	Total
Black Hawk College	67	0	485	245	371	1,168
Bradley University	0	0	0	0	18	18
Carl Sandburg College	0	0	153	348	96	597
Chicago State University	0	0	7	229	32	268
City Colleges of Chicago	1,339	0	191	701	0	2,231
College of DuPage	55	456	0	1,994	4,631	7,136
College of Lake County	0	0	123	939	279	1,341
Danville Area Community College	0	0	46	543	29	618
DePaul University	0	0	62	2,540	0	2,602
DeVry University	0	0	0	2,761	0	2,761
Eastern Illinois University	0	0	0	296	0	296
Elgin Community College	0	0	105	270	1,203	1,578
Governors State University	0	234	0	255	790	1,279
Heartland Community College	0	0	298	544	0	842
Highland Community College	0	0	27	34	160	221
Illinois Central College	172	553	443	780	0	1,948
Illinois Eastern Community Colleges	0	395	101	168	144	808
Illinois Institute of Technology	554	0	125	728	10	1,417
Illinois State University	0	0	33	310	0	343
Illinois Valley Community College	0	0	25	115	216	356
John A. Logan College	0	0	24	234	598	856
John Wood Community College	0	0	363	171	652	1,186
Joliet Junior College	0	0	22	389	373	784
Judson College	0	0	94	267	50	411
Kankakee Community College	0	0	0	8	103	111
Kaskaskia College	0	0	177	122	424	723
Kishwaukee College	85	0	90	329	0	504
Knowledge Systems Institute	0	0	0	4	0	4
Lake Land College	0	0	778	1,171	0	1,949
Lewis and Clark Community College	24	0	0	679	283	986
Lincoln Land Community College	281	0	0	394	0	675
Loyola University Chicago	0	0	0	189	0	189
McHenry County College	0	0	33	135	816	984

Moraine Valley Community College	0	0	18	670	657	1,345
Morton College	0	0	0	126	97	223
Northeastern Illinois University	0	0	182	0	0	182
Northern Illinois University	0	0	254	395	0	649
Oakton Community College	607	0	106	429	0	1,142
Olivet Nazarene University	0	0	0	0	1,927	1,927
Parkland College	299	0	156	1,796	456	2,707
Prairie State College	0	0	45	330	150	525
Quincy University	0	0	17	12	36	65
Rend Lake College	0	0	0	77	373	450
Richland Community College	0	0	247	450	0	697
Rock Valley College	0	0	0	431	68	499
Rush University	0	0	0	517	0	517
Saint Xavier University	0	0	0	40	23	63
Sauk Valley Community College	0	0	42	130	142	314
Shawnee Community College	0	0	384	408	390	1,182
South Suburban College	0	0	84	541	396	1,021
Southeastern Illinois College	0	0	90	223	224	537
Southern Illinois University Carbondale	0	613	0	276	0	889
Southern Illinois University Edwardsville	0	0	0	93	0	93
Southwestern Illinois College	0	0	471	481	1,741	2,693
Spoon River College	0	0	169	232	0	401
Triton College	0	0	0	407	1,050	1,457
University of Illinois at Chicago	0	0	0	3,108	0	3,108
University of Illinois at Springfield	96	0	13	1,092	0	1,201
University of Illinois at Urbana- Champaign	0	506	0	1,467	0	1,973
University of St. Francis	0	439	0	889	0	1,328
Waubensee Community College	4	0	673	727	284	1,688
Western Illinois University	0	767	671	566	107	2,111
William Rainey Harper College	0	0	120	744	653	1,517
Totals	3,583	3,963	7,547	34,549	20,052	69,694



[Home](#) | [Courses](#) | [Programs](#) | [Students](#) | [Providing Institutions](#) |  
[Faculty](#) | [Student Support Center Staff](#) | [Business & Industry](#) |  
[About IVC](#) | [Contact](#) | [IVC Staff](#) | [FAQ's](#) | [Search](#) | [Site Map](#) |