

Executive Summary

Illinois Distance Education Enrollments top the 100,000 mark for the first time.

Distance Education Enrollments

A survey completed by the **Illinois Virtual Campus** shows that there were **107,928** distance education enrollments in **7,814** distance education courses for the Fall 2004 term. This is a **36%** increase in enrollment from Fall 2003 when there were **6,394** courses and **79,394** enrollments.

Online Enrollments

Illinois college and universities reported offering **5,279** online class sections that generated **80,165** enrollments during the Fall 2004 term. This is an increase of **1,537** online course sections (**41%**) and **30,072** enrollments (**60%**) from the **3,742** online course sections and **50,093** enrollments reported for the Fall 2003 term.

Impact

Janice Kinsinger, Director of Instructional Innovation for Illinois Central College says, *“Online learning and teaching is improving our instruction in the traditional classroom as well.”*

Sharpen the Focus

Phone interviews with selected institutions sharpen the focus to provide a deeper understanding of distance education enrollment trends in Illinois.

The phone interviews were conducted in February 2005 and included three community colleges, a state university, and an independent institution. College of DuPage, Illinois Central College, Illinois Eastern Community Colleges, University of Illinois at Springfield, and DePaul University were chosen.

The interview consisted of five questions. The questions and individual responses are interspersed with the numerical enrollment data within this report.

To view the entire “Sharpen the Focus” see http://www.ivc.illinois.edu/pubs/enrollment/Sharpen_Fall04.html.

Fast Facts

Twelve Community Colleges have more than **1,000** online enrollments in Fall 2004.

There were **5,205** enrollments in correspondence courses in Fall 2004, up **102%** from Fall 2003.

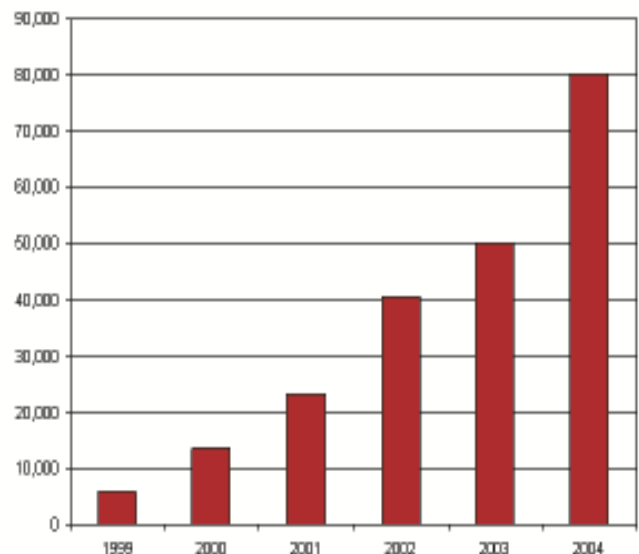
Public universities generated **12,685** online course enrollments compared with **33,405** for community colleges in Fall 2004.

3% of online enrollments at community colleges, **16%** of public universities online enrollments, and **73%** of online enrollments at independent colleges and universities are out-of-state students.

Enrollments in Online Courses

This graph shows the online course enrollments reported by Illinois colleges and universities for the Fall terms since Fall 1999.

Enrollments in Online Courses
at Illinois Colleges and Universities
Fall 1999 to Fall 2004



Sharpen the Focus

What programs or subject areas generate the most distance education enrollments?

College of DuPage (COD) – For our online courses, the subject areas are Business and Technology, Social and Behavior Sciences. Our video course subjects that are most popular are Communications, English, and Business and Technology.

Illinois Central College (ICC) – The general education courses are very popular – English, Literature, Fine Arts, and Social Sciences. For program-specific transferable courses, the most enrollments are generated by Economics, Statistics, Business Management, and Basic Nutrition. The programs that generate large enrollments are Nursing and Allied Health, Medical Laboratory Technician, Criminal Justice, and Web Development and Designer certificates.

Illinois Eastern Community Colleges (IECC) – General education courses are always filled – Communications, Composition, Math and History.

University of Illinois at Springfield (UIS) - Our online master's degree in Teacher Leadership is the largest graduate program, enrolling hundreds of teachers around the state of Illinois and even some from other states and countries. At the undergraduate level, the Liberal Studies baccalaureate degree is the most popular with hundreds of majors around Illinois and beyond. Among our newer degree programs, History and English draw many out of state students. And, our Computer Science, Math and Philosophy degrees are generating a lot of interest both in-state and out-of-state.

DePaul University – The School of Computer Science, Telecommunications, and Information Systems (CTI) graduate and undergraduate areas are generating strong enrollment numbers. The undergraduate program is showing a 100% growth from last year to this year, and the graduate program, which is twice the size of the undergraduate program, experienced a 65% growth this year. Other areas such as Education and Business are continuing to attract students, however these areas do not have the active faculty of CTI and The School for New Learning (SNL).

from Fall 2003. Table 2 in the appendix shows the change in distance education enrollments by delivery mode from Fall 2003 to Fall 2004.

Sharpen the Focus

If your institution offers distance education courses in delivery modes other than Internet (such as correspondence courses or Broadcast TV), what are your plans for continuing to offer them? What segment of the student population enrolls in these courses?

COD – We will continue to offer courses as long as students enroll. The self-paced course enrollments have not gone down as a result of the increase in online enrollments.

ICC – Our Interactive video enrollments have been decreasing. In Spring 2003, we offered 57 courses and this Spring the number is down to 32 courses. The correspondence course enrollments have remained stable.

IECC – We offer some telecourses. The enrollment numbers are low but we will continue to offer these courses as long as the licenses are still viable.

UIS – Our offerings are Internet based only.

DePaul – We offer Internet courses only.

Online Enrollments by Sector

Community College Enrollment

During the Fall 2004 term, community colleges reported offering **2,852** online course sections that generated **33,405** enrollments.

Public University Enrollment

Public universities reported offering **650** online course sections that generated **12,685** enrollments.

Independent Colleges and Universities

Independent colleges and universities reported offering **1,770** online courses that generated **34,075** enrollments.

Institutions with the largest enrollments

The Illinois institutions reporting the largest online course enrollments during the Fall 2004 term in each sector of higher education in Illinois were:

Parkland College (2,433) and Lake Land College (1,997) from the community college system.

Changes in Enrollment by Delivery Mode

Online Enrollment Percentage

Online enrollments accounted for **74%** of all distance education enrollments in the Fall 2004 term compared to **64%** of the total enrollments in the Fall 2003 term.

All Other Delivery Mode Percentage

While enrollments in online and correspondence courses increased significantly, enrollments in interactive TV/video and open broadcast TV decreased dramatically. Enrollments in interactive TV/video decreased 34%, and enrollments in open broadcast TV decreased by 39%

University of Illinois at Chicago (5,660), and University of Illinois at Springfield (2,001) from the public universities.

DeVry University (26,851) and DePaul University (2,915) from the independent colleges and universities.

Sharpen the Focus

What is the most important trend in distance education at your institution?

COD – The most important trend we are seeing is the continued growth in online courses over the last 5 or 6 years. We are continually adding new courses each semester and they are filling fast. More and more sections are being added to answer student demand.

ICC – For ICC the trend shows that online learning enrollment is still increasing from semester to semester. The growth is slowing in the number of courses but the popularity in these courses is increasing and these courses fill very rapidly. In Spring 2003, we offered 82 sections of online courses and Spring 2005 the number has increased to 115.

IECC – We have an increasing number of students who have begun utilizing online learning. Aside from those enrolling in online courses, we have many traditional students utilizing online technology for class notes, grades, etc.

UIS - Our growth has been steady and strong. We have found that the vast majority of our online degree majors are located outside of our immediate area. Though more than 70% of our online degree-seeking students reside in Illinois, only about 12% live within 20 miles of campus. Students are enrolled as online degree majors from 39 of the states plus the District of Columbia as well as a number of foreign countries.

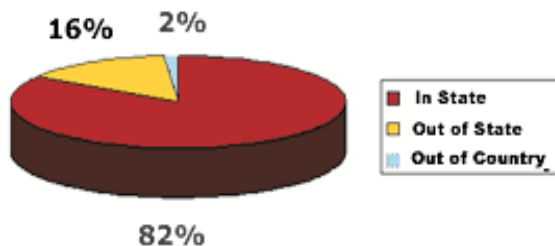
DePaul – We have two colleges going full steam ahead – The School of Computer Science, Telecommunications, and Information Systems (CTI) and the School for New Learning (SNL). CTI is utilizing “Smart Classroom” technology and SNL offers highly interactive and highly individualized courses for their students. Both programs have been experiencing intense WebBoard usage for course discussions and postings.

The residency of students enrolled in online courses varied by sector with community colleges having the highest percentage of Illinois residents (**97%**), followed by the public universities (**82%**), and the independent colleges and universities (**25%**).

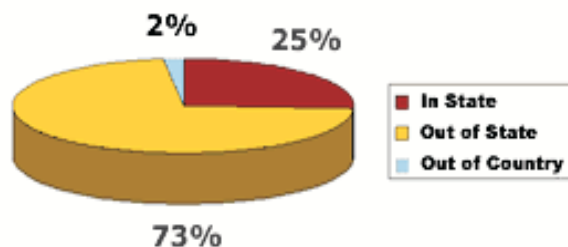
The graphs below show the distributions of online enrollments at all Illinois public universities, public community colleges, and independent colleges and universities by residency.

Online Enrollments at Illinois Colleges and Universities by Residency for Fall 2004

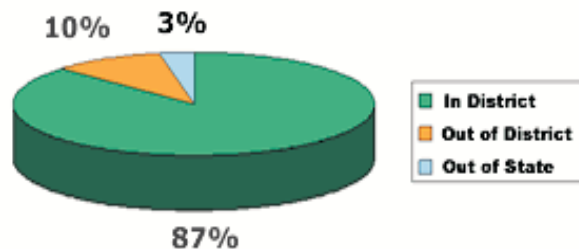
Public Universities



Independent Colleges and Universities



Community Colleges



Online Enrollments by Residency

The vast majority of all online course enrollments reported by Illinois public colleges and universities were students residing in the state. Independent colleges and universities had a majority of online course enrollments living in the USA outside of Illinois.

Sharpen the Focus

What additional information about enrollment at your institution is significant?

COD – We see a continued interest in online learning. The challenge we face is to identify the market and respond in a timely way. We offer approximately 90 courses online and will focus new course development in our content areas that are already utilizing online instruction.

ICC – Our online students tend to be on campus students looking for a little flexibility in their schedules. Students in general are more tech savvy and are expecting technology integration in their face to face classrooms as well. Faculty members are responding to the student demand for technology integration. Online learning and teaching is improving our instruction in the traditional classroom as well.

IECC – Our faculty want to use online support for their face to face courses as well and this leads to more technology use in all courses. Student enrollment is increasing with Spring 2004 at 792 online enrollments and this Spring with 890 online enrollments.

UIS – We have found that our online undergraduate students are about five years older on average than our on campus students. Ethnically and in terms of gender distribution both groups are quite similar. Our graduate online student body has a higher percentage of women than on campus, though that may be due to the large number of teachers (predominantly women) who are enrolled in the online master’s degree in Teacher Leadership.

Another important factor in our online enrollments is that online degree majors at UIS pay “e-tuition” that is tuition that is the same as on-campus tuition.

Since its inception some 35 years ago, UIS has served the older professional, the non-traditional student. Our faculty members are attuned to the needs and interests of those returning students who are seeking degree completion or advanced degrees. As a result, our classes are rigorous, but relevant; challenging, yet engaging. The online classes carry the quality of the University of Illinois directly to the homes and offices of the students as they pursue advancement in their careers and professions.

DePaul – We are focusing on three key areas – Success, Courtesy, and Structure and Flexibility.

Success comes where we have faculty buy-in and manageable expectations. The students must have manageable expectations of instructors and themselves, and the faculty must have the same for themselves and the students.

Courtesy – Our online students may not know DePaul University, the online instructors and help personnel may be the only source for these students. We expect them to be courteous and take the extra time to help these students.

Structure and Flexibility – There is a fine line between these two. Students need structure to direct them; however every one needs some flexibility in their learning environment. The key is to find the right blend of the two.

Sharpen the Focus

How do students enrolled in your distance education courses differ from traditional students in the support services they seek?

COD – The distance education students are self-motivated and tend to find their way to the student services. We offer an online advisor for online students. The distance student wants flexible, accessible options and the ability to work their learning options around their lifestyles. These students tend to find the services they need when they need them.

ICC – The majority of our online students are also on-campus students. They may seek additional advisement and support. The support is mainly in the reading and writing skills areas as the online student may need assistance to become more self-motivated.

IECC – We are seeing a transition from face to face to online communication with our students. Since we have 4 colleges, students may not wish to travel to a particular school if they have questions. We offer an online help-desk through the district office that can filter the questions and direct the students to the right person at the right college.

UIS - On the technical side, we find that our online students are very much like our on campus students. About the same percentage have questions about software and hardware. In student services, the on campus students seem to seek more support than the online students who seem to be more independent.

DePaul - The online student has their course work available 24 hours a day, 7 days a week. They tend to forget that some student services are still set to “brick and mortar” staff work hours. Technical help is available for students if their technology is not working, but more traditional services such as financial aid, student accounts, and admissions are not available on the 24/7 schedule of the online student.

The Illinois Virtual Campus greatly appreciates the cooperative effort of all Illinois colleges and universities and the Illinois Community College Board (ICCB) in submitting the distance education course enrollment data for this report.

Distance education enrollment reports for all terms since Fall 1999 can be found on the Illinois Virtual Campus website at <http://www.ivc.illinois.edu/> in the *Publications* area.

Appendix

The following tables show several different views of the course enrollments in distance education for the Fall Term 2004.

Table 1	Distance Education Enrollments by Delivery Mode
Table 2	Change in Distance Education Enrollments by Delivery Mode from Fall 2003 to Fall 2004
Table 3	Enrollments in Online and All Distance Education Courses by Sector
Table 4	Distance Education Enrollments by Sector and Delivery Mode
Table 5	Distance Education Enrollments by Residency
Table 6	Distance Education Enrollments by Delivery Mode - Fall 1999 to Fall 2004
Table 7	Distance Education Enrollments by Institution

Table 1
Fall Term 2004
Distance Education Enrollments
at Illinois Colleges and Universities
by Delivery Mode

Delivery Mode	Courses		Enrollments	
	#	% Total	#	% Total
Internet	5,279	67.56%	80,165	74.28%
Stored Media	1,122	14.36%	14,821	13.73%
Interactive TV	648	8.29%	5,936	5.50%
Open Broadcast TV	240	3.07%	1,801	1.67%
Correspondence	525	6.72%	5,205	4.82%
Total	7,814	100.00%	107,928	100.00%

Table 2
Change in Distance Education Enrollments
at Illinois Colleges and Universities
by Delivery Mode
from Fall 2003 to Fall 2004

Delivery Mode	Fall 2003	Fall 2004	Change	
Internet	50,093	80,165	+30,072	+60%
Stored Media	14,782	14,821	+39	0%
Interactive TV	8,982	5,935	-3,046	-34%
Open Broadcast TV	2,959	1,801	-1,158	-39%
Correspondence	2,578	5,205	+2,627	+102%
All Distance Education	79,394	107,928	+28,534	+36%

**Table 3
Fall Term 2004
Enrollments in Online and All Distance Education Courses
at Illinois Colleges and Universities
by Sector**

Sector	Internet		All Distance	
	#	% Total	#	% Total
Community Colleges	33,405	41.67%	55,395	51.33%
Public Universities	12,685	15.82%	15,867	14.70%
Independent Colleges and Universities	34,075	42.51%	36,666	33.97%
All Institutions	80,165	100.00%	107,928	100.00%

**Table 4
Fall Term 2004
Distance Education Enrollments
at Illinois Colleges and Universities
by Sector and Delivery Mode**

Sector	Internet	Stored Media	Open Broadcast		Correspondence	Total
			Interactive TV	TV		
Community Colleges	33,405	12,088	5,040	1,342	3,520	55,395
Public Universities	12,685	142	896	459	1,685	15,867
Independent Colleges & Universities	34,075	2,591	0	0	0	36,666
All Institutions	80,165	14,821	5,936	1,801	5,205	107,928

**Table 5
Fall Term 2004
Distance Education Enrollments
at Illinois Colleges and Universities
by Residency**

	In District	Out of District	In State	Out of State	Out of Country
Community Colleges					
All Distance Education courses	89%	9%	98%	2%	*
Internet courses	87%	10%	97%	3%	*
Public Universities					
All Distance Education courses	n.a.	n.a.	82%	16%	2%
Internet courses	n.a.	n.a.	82%	16%	2%
Independent Colleges and Universities					
All Distance Education courses	n.a.	n.a.	28%	70%	2%
Internet courses	n.a.	n.a.	25%	73%	2%
All Illinois Colleges and Universities					
All Distance Education courses	n.a.	n.a.	67%	32%	1%
Internet courses	n.a.	n.a.	59%	40%	1%

* = Out-of-Country counts are included in Out-of-State column.

n.a. = not applicable

Table 6
Distance Education Enrollments
at Illinois Colleges and Universities
by Delivery Mode
Fall Term 1999 to Fall Term 2004

Term	Internet	Stored Media	Interactive TV	Correspondence	Open Broadcast TV	All Distance Education
Fall 1999	5,887	5,264	3,695	N.R.	N.R.	14,846
Spring 2000	9,888	6,429	4,075	1,441	4,381	26,214
Fall 2000	13,582	10,174	5,916	3,187	4,303	37,162
Spring 2001	19,764	13,957	6,410	2,519	3,591	46,241
Summer 2001	13,332	12,232	1,769	2,578	2,692	32,603
Fall 2001	23,254	15,381	7,646	2,705	3,552	52,538
Spring 2002	34,155	20,052	7,547	3,963	3,302	69,019
Summer 2002	23,651	12,431	1,691	2,363	3,330	43,466
Fall 2002	40,550	15,337	6,416	2,909	4,001	69,213
Spring 2003	50,125	17,310	6,508	4,239	4,099	82,281
Summer 2003	34,399	13,068	1,519	2,620	2,525	54,131
Fall 2003	50,093	14,782	8,982	2,578	2,959	79,394
Spring 2004	69,015	17,158	5,707	5,201	2,587	99,668
Summer 2004	55,343	11,006	1,506	3,359	1,598	72,812
Fall 2004	80,165	14,821	5,936	5,205	1,801	107,928

(N.R. = None Reported)

Table 7
Distance Education Enrollments
at Illinois Colleges and Universities
by Institution
Fall Term 2004

Institution	Internet	Broadcast TV	Interactive TV	Stored Media	Correspondence	Total
Argosy University	136	0	0	0	0	136
Black Hawk College	673	20	569	340	0	1,602
Blessing-Rieman College of Nursing	57	0	0	0	0	57
Bradley University	91	0	0	0	0	91
Carl Sandburg College	544	0	348	43	0	935
Chicago State University	359	0	0	0	0	359
City Colleges of Chicago						
Harold Washington College	517	301	0	0	0	818
Harry S Truman College	170	123	0	0	0	293
Kennedy-King College	94	42	0	0	0	136
Malcolm X College	111	69	0	0	0	180
Olive-Harvey College	114	58	6	0	0	178
Richard J. Daley College	204	76	0	0	0	280
Wilbur Wright College	308	184	0	0	0	492
College of DuPage	1,484	17	0	1,727	3,075	6,303
College of Lake County	1,864	0	160	345	0	2,369
Danville Area Community College	547	0	2	2	0	551
DePaul University	2,915	0	0	0	0	2,915
DeVry University	26,851	0	0	0	0	26,851
Eastern Illinois University	477	0	0	0	0	477
Elgin Community College	538	0	0	1,127	0	1,665
Governors State University	679	459	0	0	205	1,343
Heartland Community College	546	0	154	0	0	700
Highland Community College	226	0	34	37	0	297

Institution	Internet	Broadcast TV	Interactive TV	Stored Media	Correspondence	Total
Illinois Central College	1,361	128	696	9	366	2,560
Illinois Eastern Community Colleges						
Frontier Community College	39	0	0	16	18	73
Lincoln Trail College	303	0	0	0	0	303
Olney Central College	284	0	0	0	35	319
Wabash Valley College	70	0	0	0	26	96
Illinois State University	515	0	0	0	0	515
Illinois Valley Community College	213	0	9	130	0	352
John A. Logan College	369	0	0	479	0	848
John Wood Community College	344	0	370	323	0	1,037
Joliet Junior College	922	0	0	474	0	1,396
Judson College	145	0	0	116	0	261
Kankakee Community College	199	0	0	37	0	236
Kaskaskia College	1,095	0	251	283	0	1,629
Kishwaukee College	563	52	8	0	0	623
Knowledge Systems Institute	103	0	0	0	0	103
Lake Land College	1,997	0	287	0	0	2,284
Lewis and Clark Community College	1,274	0	0	123	0	1,397
Lewis University	321	0	0	0	0	321
Lincoln Land Community College	838	67	0	0	0	905
McHenry County College	559	0	0	906	0	1,465
Midstate College	292	0	0	0	0	292
Moody Bible Institute	720	0	0	0	0	720
Moraine Valley Community College	1,581	0	0	388	0	1,969
Morton College	1,617	0	0	49	0	1,666
Northeastern Illinois University	0	0	60	0	0	60
Northern Illinois University	397	0	290	0	0	687
Oakton Community College	702	0	48	388	0	1,138
Olivet Nazarene University	0	0	0	2,429	0	2,429
Parkland College	2,433	194	37	827	0	3,491
Prairie State College	371	0	0	34	0	405
Quincy University	74	0	0	46	0	120
Rend Lake College	165	0	261	232	0	658
Richland Community College	482	0	0	0	0	482
Rock Valley College	423	0	0	41	0	464
Roosevelt University	791	0	0	0	0	791
Rush University	259	0	0	0	0	259
Sauk Valley Community College	309	0	72	73	0	454
Shawnee Community College	342	0	328	337	0	1,007
South Suburban College	979	0	0	471	0	1,450
Southeastern Illinois College	694	0	179	70	0	943
Southern Illinois University Carbondale	483	0	0	0	549	1,032
Southern Illinois University Edwardsville	194	0	0	0	0	194
Southwestern Illinois College	836	0	364	1,177	0	2,377
Spoon River College	319	0	0	0	0	319
Triton College	1,084	0	0	764	0	1,848
University of Illinois at Chicago	5,660	0	275	0	0	5,935
University of Illinois at Springfield	2,001	0	0	142	0	2,143
University of Illinois at Urbana- Champaign	1,332	0	0	0	114	1,446

IVC Enrollment Report

Institution	Internet	Broadcast TV	Interactive TV	Stored Media	Correspondence	Total
University of St. Francis	1,320	0	0	0	0	1,320
Waubensee Community College	1,319	11	809	290	0	2,429
Western Illinois University	588	0	271	0	817	1,676
William Rainey Harper College	1,379	0	48	546	0	1,973
Totals	80,165	1,801	5,936	14,821	5,205	107,928

© 1998-2004 Illinois Virtual Campus and the Board of Trustees of the University of Illinois - All Rights Reserved