



Distance Education Enrollments at Illinois Colleges and Universities

Illinois Virtual Campus

Data for Fall 2008

Executive Summary

Illinois colleges and universities reported a total of 181,267 enrollments in all distance education delivery modes during the Fall 2008 term.

Distance Education Enrollments

A survey completed by the Illinois Virtual Campus shows that there were **181,267** distance education enrollments in **11,192** distance education courses for the Fall 2008 term. This is a **2%** increase in enrollment from Fall 2007 when there were **10,926** courses and **178,495** enrollments.

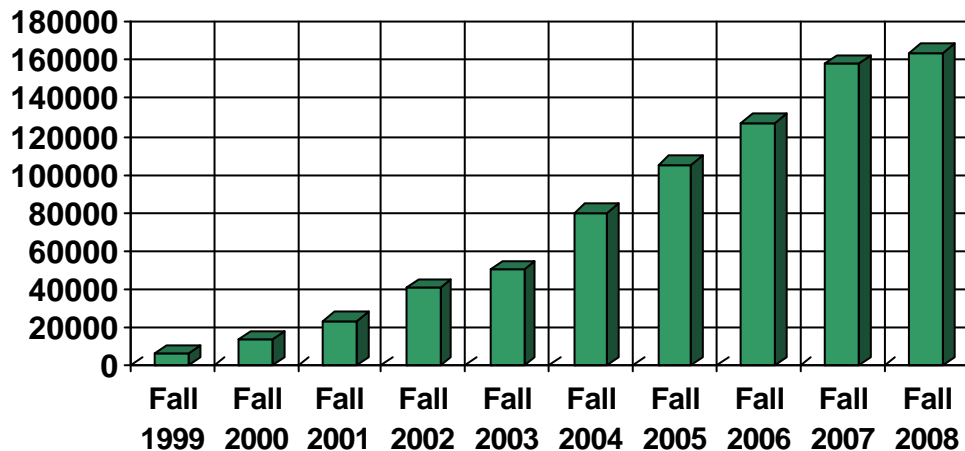
Online Course Enrollments

Illinois colleges and universities reported offering **9,082** online class sections that generated **163,804** enrollments during the Fall 2008 term. This is an increase of **403** online course sections (**5%**) and **5,442** enrollments (**2%**) respectively from the **8,679** online course sections and **158,362** enrollments reported for the Fall 2007 term.

Enrollments in Online Courses

This graph shows the online course enrollments reported by Illinois colleges and universities for the Fall terms since Fall 1999.

Enrollments in Online Courses at Illinois Colleges and Universities Fall 1999 to Fall 2008



Changes in Enrollment by Delivery Mode

Online Enrollment Percentage

Online enrollments accounted for **89%** of all distance education enrollments in the Fall 2008 term which is consistent with the same percentage of the total enrollments in the Fall 2007 term.

All Other Delivery Mode Percentage

Enrollments in correspondence courses increased by 20% for the largest increase of all delivery modes. Online course enrollments increased slightly by 3%. Enrollments in all other delivery modes declined for the Fall 2008 term. Table 2 in the Appendix shows the change in distance education enrollments by delivery mode from Fall 2007 to Fall 2008.

Changes in Enrollment by Sector

Community College Enrollment

During the Fall 2008 term, community colleges reported offering **4,358** online course sections that generated **63,010** enrollments.

Public University Enrollment

Public universities reported offering **1,076** online course sections that generated **19,882** enrollments.

Independent For-Profit Colleges and Universities

Independent for-profit colleges and universities reported offering **2,900** online courses that generated **70,158** enrollments.

Independent Not-For-Profit Colleges and Universities

Independent not-for-profit colleges and universities reported offering **748** online courses that generated **10,754** enrollments.

Institutions With the Largest Online Enrollments

The Illinois institutions reporting the largest online course enrollments during the Fall 2008 term in each sector of higher education in Illinois were:

College of DuPage (4,408) and **Parkland College (3,845)** from the community college system.

University of Illinois at Chicago (6,001) and **University of Illinois at Springfield (4,107)** from the public universities.

DeVry University (69,325) from the independent for-profit colleges and universities.

DePaul University (3,556) from the independent not-for-profit colleges and universities.

Online Enrollments by Residency

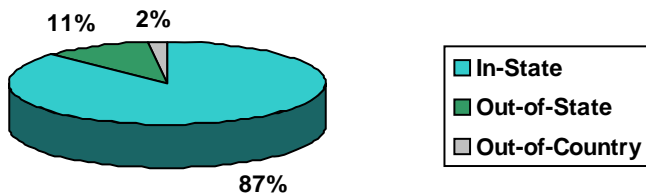
The vast majority of all online course enrollments reported by Illinois public colleges and universities were from students residing in the state. Independent colleges and universities had a majority of online student course enrollments living in the USA outside of Illinois.

The residency of students enrolled in online courses varied by sector, with community colleges having the highest percentage of Illinois residents (**97%**), followed by the public universities (**87%**), and the independent not-for-profit colleges and universities (**70%**).

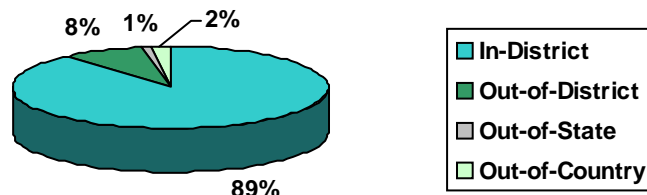
The graphs show the distributions of online enrollments at all Illinois public universities, public community colleges, independent for-profit colleges and universities, and independent not-for-profit colleges and universities by residency.

**Online Enrollments
at Illinois Colleges and Universities
by Residency
Fall 2008**

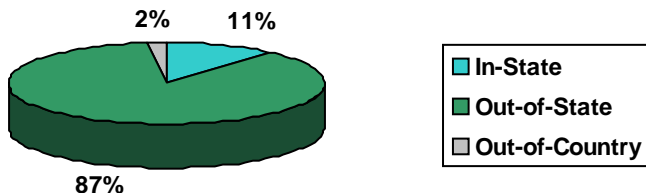
Public Universities



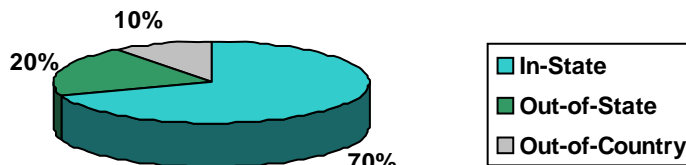
Community Colleges



Independent For-Profit Colleges and Universities



Independent Not-For-Profit Colleges and Universities



The Illinois Virtual Campus greatly appreciates the cooperative effort of all Illinois colleges and universities and the Illinois Community College Board (ICCB) in submitting the distance education course enrollment data for this report. Distance education enrollment reports for all terms since Fall 1999 can be found on the Illinois Virtual Campus website at <http://www.ivc.illinois.edu> in the Enrollment Report archives.

Appendix

The following tables show several different views of the course enrollments in distance education for the Fall Term 2008.

- Table 1** Distance Education Enrollments by Delivery Mode
- Table 2** Change in Distance Education Enrollments by Delivery Mode from Fall 2007 to Fall 2008
- Table 3** Enrollments in Online and All Distance Education Courses by Sector
- Table 4** Distance Education Enrollments by Sector and Delivery Mode
- Table 5** Distance Education Enrollments by Delivery Mode - Fall 1999 to Fall 2008
- Table 6** Distance Education Enrollments by Institution

Table 1
Fall Term 2008
Distance Education Enrollments
at Illinois Colleges and Universities
by Delivery Mode

Delivery Mode	Courses		Enrollments	
	#	% Total	#	% Total
Internet	9,082	81.15%	163,804	90.19%
Stored Media	734	6.56%	7,771	4.28%
Interactive TV	534	4.76%	4,198	2.31%
Open Broadcast TV	293	2.62%	2,803	1.54%
Correspondence	549	4.91%	3,051	1.68%
Total	11,192	100.00%	181,627	100.00%

Table 2
Change in Distance Education Enrollments
at Illinois Colleges and Universities
by Delivery Mode
from Fall 2007 to Fall 2008

Delivery Mode	Fall 2007	Fall 2008	Change	
Internet	158,326	163,804	+5,478	+3%
Stored Media	9,021	7,771	-1,250	-14%
Interactive TV	5,055	4,198	-857	-17%
Open Broadcast TV	3,513	2,803	-710	-20%
Correspondence	2,544	3,051	+507	+20%
All Distance Education	178,459	181,627	+3,168	+2%

Table 3
Fall Term 2008
Distance Education Enrollments
at Illinois Colleges and Universities
by Sector

Sector	Internet		All Distance	
	#	% Total	#	% Total
Community Colleges	63,010	38.47%	77,063	42.43%
Public Universities	19,882	12.14%	21,467	11.82%
Independent For Profit Colleges and Universities	70,158	42.83%	70,158	38.63%
Independent Not-For-Profit Colleges and Universities	10,754	6.57%	12,939	7.12%
All Institutions	163,804	100.00%	181,627	100.00%

Table 4
Fall Term 2008
Distance Education Enrollments
at Illinois Colleges and Universities
by Sector and Delivery Mode

Sector	Internet	Stored Media	Interactive TV	Correspondence	Open Broadcast TV	Total
Community Colleges	63,010	6,073	3,370	2,403	2,207	77,063
Public Universities	19,882	0	666	449	470	21,467
Independent For Profit Colleges and Universities	70,158	0	0	0	0	70,158
Independent Not-For-Profit Colleges and Universities	10,754	1,698	162	199	126	12,939
All Institutions	163,804	7,771	4,198	3,051	2,803	181,627

Table 5
Distance Education Enrollments
at Illinois Colleges and Universities
by Delivery Mode
Fall 1999 to Fall 2008

Term	Internet	Stored Media	Interactive TV	Correspondence	Open Broadcast TV	All Distance Education
Fall 1999	5,887	5,264	3,695	N.R.	N.R.	14,846
Spring 2000	9,888	6,429	4,075	1,441	4,381	26,214
Fall 2000	13,582	10,174	5,916	3,187	4,303	37,162
Spring 2001	19,764	13,957	6,410	2,519	3,591	46,241
Summer 2001	13,332	12,232	1,769	2,578	2,692	32,603
Fall 2001	23,254	15,381	7,646	2,705	3,552	52,538
Spring 2002	34,155	20,052	7,547	3,963	3,302	69,019
Summer 2002	23,651	12,431	1,691	2,363	3,330	43,466
Fall 2002	40,550	15,337	6,416	2,909	4,001	69,213
Spring 2003	50,125	17,310	6,508	4,239	4,099	82,281
Summer 2003	34,399	13,068	1,519	2,620	2,525	54,131
Fall 2003	50,093	14,782	8,982	2,578	2,959	79,394
Spring 2004	69,015	17,158	5,707	5,201	2,587	99,668
Summer 2004	55,343	11,006	1,506	3,359	1,598	72,812
Fall 2004	80,165	14,821	5,936	5,205	1,801	107,928
Spring 2005	93,715	15,219	6,283	4,683	2,191	122,091
Summer 2005	76,875	9,924	1,250	3,460	1,530	93,039
Fall 2005	105,207	11,960	5,634	4,087	2,382	129,270
Spring 2006	120,217	12,062	5,409	4,503	2,419	144,610
Summer 2006	96,414	8,509	1,203	3,413	1,701	111,240
Fall 2006	127,383	9,174	5,341	4,124	2,450	148,472
Spring 2007	145,740	9,806	5,086	4,442	2,707	167,781
Summer 2007	112,416	6,767	1,184	2,942	1,930	125,239
Fall 2007	158,326	9,021	5,055	3,513	2,544	178,459
Spring 2008	173,140	8,032	5,081	3,383	2,641	192,277
Summer 2008	150,272	5,418	913	2,393	2,187	161,183
Fall 2008	163,804	7,771	4,198	3,051	2,803	181,627

(N.R. = None Reported)

Table 6
Distance Education Enrollments
at Illinois Colleges and Universities
by Institution
Fall Term 2008

Institution	Internet	Broadcast TV	Interactive TV	Stored Media	Correspondence	Total
Black Hawk College	1,828	21	369	289	0	2,507
Blessing-Rieman College of Nursing	44	0	0	0	0	44
Bradley University	364	0	0	0	0	364
Carl Sandburg College	783	0	600	0	0	1,383
City Colleges of Chicago						
Harold Washington College	768	656	0	0	0	1,424
Harry S. Truman College	292	263	0	0	0	555
Kennedy-King College	248	221	0	0	0	469
Malcolm X College	240	210	0	0	0	450
Olive-Harvey College	183	135	0	0	0	318
Richard J. Daley College	321	265	0	0	0	586
Wilbur Wright College	990	329	0	0	0	1,319
College of DuPage	4,408	11	0	1,009	2,095	7,523
College of Lake County	3,282	0	111	194	0	3,587
Danville Area Community College	1,070	0	0	0	0	1,070
DePaul University	3,556	0	0	0	0	3,556
DeVry University	69,325	0	0	0	0	69,325
Eastern Illinois University	835	0	0	0	0	835
Elgin Community College	1,615	0	0	859	0	2,474
Governors State University	1,344	470	0	0	95	1,909
Heartland Community College	1,049	0	0	0	0	1,049
Highland Community College	519	0	56	20	0	595
Illinois Central College	2,848	93	145	0	154	3,240
Illinois Eastern Community Colleges						
Frontier Community College	118	0	0	0	12	130
Lincoln Trail Community College	549	0	0	0	10	559
Olney Central College	876	0	0	0	57	933
Wabash Valley College	695	0	0	0	6	701
Illinois Institute of Technology	1,641	126	162	0	0	1,929
Illinois State University	1,722	0	0	0	0	1,722
Illinois Valley Community College	868	0	0	24	0	892
John A. Logan College	37	0	0	0	0	37
John Wood Community College	706	0	0	250	0	956
Judson College	115	0	0	55	0	170
Kankakee Community College	964	0	0	0	60	1,024
Kaskaskia College	2,738	0	276	0	9	3,023
Kishwaukee College	1,545	0	0	0	0	1,545
Lake Land College	2,450	0	0	0	0	2,450
Lewis and Clark Community College	2,363	0	0	0	0	2,363
Lewis University	907	0	0	0	0	907
Lincoln Land Community College	2,005	0	0	0	0	2,005
McHenry County College	1,188	0	0	682	0	1,870
Midstate College	833	0	0	0	0	833
Moraine Valley Community College	2,131	0	0	92	0	2,223
Morton College	615	0	0	26	0	641
Northeastern Illinois University	63	0	62	0	0	125
Northern Illinois University	623	0	84	0	0	707
Oakton Community College	1,454	0	81	200	0	1,735

Institution	Internet	Broadcast TV	Interactive TV	Stored Media	Correspondence	Total
Olivet Nazarene University	0	0	0	1,643	0	1,643
Parkland College	3,845	0	0	310	0	4,155
Prairie State College	736	0	0	0	0	736
Rend Lake College	559	0	155	74	0	788
Richland Community College	1,223	0	13	0	0	1,236
Rock Valley College	910	0	0	47	0	957
Roosevelt University	1,558	0	0	0	199	1,757
Rush University	624	0	0	0	0	624
Sauk Valley Community College	674	0	125	26	0	825
Shawnee Community College	481	0	401	273	0	1,155
South Suburban College	1,320	0	0	341	0	1,661
Southeastern Illinois College	1,349	0	223	0	0	1,572
Southern Illinois University Carbondale	969	0	0	0	230	1,199
Southern Illinois University Edwardsville	299	0	0	0	0	299
Southwestern Illinois College	1,616	0	153	662	0	2,431
Spoon River College	541	0	0	0	0	541
Triton College	2,533	0	0	150	0	2,683
University of Illinois at Chicago	6,001	0	160	0	0	6,161
University of Illinois at Springfield	4,107	0	0	0	0	4,107
University of Illinois at Urbana- Champaign	2,483	0	0	0	0	2,483
University of St. Francis	1,945	0	0	0	0	1,945
Waubensee Community College	2,773	3	662	336	0	3,774
Western Illinois University	1,436	0	360	0	124	1,920
William Rainey Harper College	2,704	0	0	209	0	2,913
Totals	163,804	2,803	4,198	7,771	3,051	181,627

