

Executive Summary

Illinois colleges and universities reported a total of 129,270 enrollments in all distance education delivery modes during Fall Term 2005.

Online Enrollments

A survey completed by the **Illinois Virtual Campus** shows that **online** enrollments at Illinois colleges and universities continue to increase.

Illinois colleges and universities reported offering **6,506** online class sections that generated **105,207** student enrollments during the Fall 2005 term. This is an increase of **25,042** enrollments (**31%**) from the **80,165** online enrollments reported for the Fall 2004 term.

Distance Education Course Sections

Illinois institutions reported offering **9,213** course sections in all distance education delivery modes that generated **129,270** course enrollments. This is an increase of **1,399** course sections and an increase of **21,342** course enrollments (**20%**) from the **7,814** course sections that generated **107,928** course enrollments in the Summer 2004 term.

Sharpen the Focus

Phone interviews with selected institutions sharpen the focus to provide a deeper understanding of distance education enrollment trends in Illinois.

The phone interviews were conducted in December and included three community colleges, a public university, and an independent institution. Black Hawk College, College of Lake County, Lewis and Clark Community College, University of Illinois at Urbana-Champaign, and Olivet Nazarene University were chosen.

The interview consisted of five questions. The questions and individual responses are interspersed with the numerical enrollment data within this report.

To view the entire "Sharpen the Focus" see http://www.ivc.illinois.edu/pubs/enrollment/Sharpen_Fall05.html.

Fast Facts

Online enrollments surpassed the 100,000 mark for the first time.

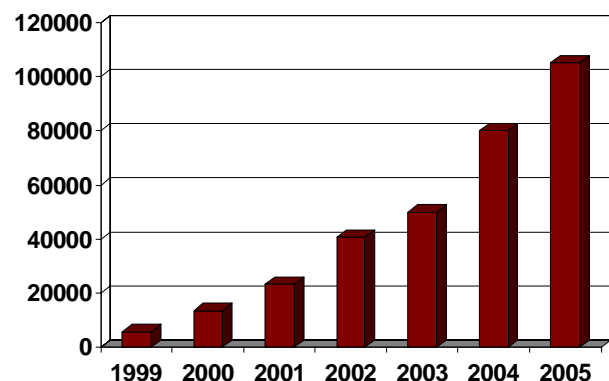
Impact - "At Olivet there is an increasing interest in online courses. The younger generation is more open to distance education. They like the convenience and freedom these courses provide and they seem to respond well to this format. The older generation is experiencing a bit of a learning curve with this type of course but finds the more focused interaction to be a plus."

William Summers
Olivet Nazarene University

Enrollments in Online Courses

This graph shows the online course enrollments reported by Illinois colleges and universities for the Fall terms since Fall 1999.

Enrollments in Online Courses at Illinois Colleges and Universities Fall 1999 to Fall 2005



Sharpen the Focus

What programs and subject areas generate the most distance education enrollments?

Black Hawk College – We experienced a twelve percent growth in online courses from Fall '04 to Fall '05. Demand for new courses appears to be in the Early Childhood Education degree program. We also continue to see expansion in sharing seats in our online courses with other colleges. Telecourse enrollments continue to decline. Interactive TV courses remain stable, as we offer courses in selected programs between our two larger campuses and area high schools for dual enrollment.

College of Lake County – Our top 5 distance education enrollments are in Business, English, Criminal Justice, Computer Information Systems, and Administrative Office Systems

Lewis & Clark Community College – General Education courses in every category fill very quickly. The Web-blended lab sciences courses are very popular, as well as courses supporting the Nursing/Allied Health programs. In the career program areas, Business, Criminal Justice and Office Technology courses generate the most enrollments.

University of Illinois at Urbana-Champaign – The three most popular graduate programs are the Library and Information Science, Engineering, and Education programs. We also have strong enrollment numbers in guided individual study (self-paced) courses that help students fulfill General Education requirements.

Olivet Nazarene University – Our distance education programs are only at the graduate level. The two most popular programs are the Education – Curriculum and Instruction program and the Masters in Reading that leads to certification as a Reading Specialist. The Reading program is a hybrid program with online components.

sent **5%** in 2004 but dropped to **3%** in 2005. The number of enrollments in broadcast TV courses increased slightly from 2004 to 2005, but the percent of total enrollments remained the same at **2%**.

Sharpen the Focus

If your institution currently offers distance education courses in delivery modes other than the Internet (such as correspondence courses or Broadcast TV), what are your plans for continuing to offer them? What segment of the student population enrolls in these courses?

Black Hawk College – We do offer telecourses (correspondence courses with video components), but enrollment continues to decline as many students appear to prefer the interactivity of the online course experience. We also offer interactive TV courses that are delivered between our two larger campuses and area high schools. These types of courses are offered in curricular areas where faculty are difficult to find near our rural campus, and where high school students sign up as entire classes for dual enrollment.

College of Lake County – We do plan to continue to offer classes in other distance learning delivery modes, although clearly our online courses make up the majority of our distance learning offerings. Such courses may often now include a DVD or online component. Currently, it is the decision of each individual division to decide which type of distance delivery mode to offer. Sixty seven percent of our distance learning program is offered online, twenty percent is offered in hybrid format, nine percent is offered via telecourse, and four percent via live two-way interactive video. Three percent of our total credits are delivered to students enrolled in distance education courses in delivery modes other than the Internet.

Lewis and Clark Community College – Video cassette courses are still available. However, we are down to two courses in this delivery mode – Introduction to the Visual Arts and Personal and Community Health. These courses will continue to be offered according to student demand. Per semester we average 100 students in the video cassette courses compared to 1,300 online students

University of Illinois at Urbana-Champaign – Guided Individual Study (self-paced) courses are offered online as well as print-based by postal delivery. While there is movement towards changing the print-based courses to an online format, some courses are expected to remain print-based in order to facilitate access. Our graduate degree programs also utilize a video conferencing system that is site-based but available at more than one site. The instructor will rotate the location of the live lecture from site to site.

Olivet Nazarene University – Olivet offers only online courses.

Changes in Enrollment by Delivery Mode

Online Enrollment Percentage

Online enrollments accounted for **81%** of all distance education enrollments in the Fall 2005 term compared to **74%** of the total enrollments in the Fall 2004 term.

All Other Delivery Mode Percentage

The rate of decrease in enrollment for distance education modes other than the Internet has slowed, but overall percentages continue to drop. Stored media courses represented **14%** of all enrollments in 2004 but dropped to **9%** in 2005. Interactive TV enrollments were **6%** in 2004 and dropped to **4%** in 2005. Correspondence courses repre-

Online Enrollments by Sector

Community College Enrollment

During the Fall 2005 term, community colleges reported offering **3,180** online course sections that generated **40,784** enrollments.

Public University Enrollment

Public universities reported offering **780** online course sections that generated **13,778** enrollments.

Independent For-Profit Colleges and Universities

Independent for-profit colleges and universities reported offering **1,965** online courses that generated **42,531** enrollments.

Independent Not-For-Profit Colleges and Universities

Independent not-for-profit colleges and universities reported offering **581** online courses that generated **8,114** enrollments.

Institutions with the largest enrollments

The Illinois institutions reporting the largest online course enrollments during the Fall 2005 term in each sector of higher education in Illinois were:

Morton College (2,900) and **Parkland College (2,857)** from the community college system.

University of Illinois at Chicago (4,780) and **University of Illinois at Springfield (2,738)** from the public universities.

DeVry University (42,143) from the independent for-profit colleges and universities.

DePaul University (2,616) from the independent not-for-profit colleges and universities.

Sharpen the Focus

What is the most important trend in distance education at your institution?

Black Hawk College – Black Hawk College has been experiencing continued growth in online enrollments, fueling renewed efforts to accomplish an entirely online AA/AS degree. The program is one course short at this time. In addition, integration of the course management system with our new college-wide portal has driven the focus of faculty support activities in the past six months.

College of Lake County – Student requests for online and hybrid courses continue to increase, and these classes fill right away. We are continuously interested in pursuing hybrid course development as another possible distance learning option. Furthermore, we are seeing more part-time faculty members expressing an interest in developing/teaching online courses. Our Vice President of Educational Affairs has convened a group to explore the quality of our distance education courses here at College of Lake County, particularly online courses.

Lewis & Clark Community College – We are continuing to have more and more students who want online courses. This is especially true of the General Education courses. The demand for courses is surpassing the supply.

University of Illinois at Urbana-Champaign – We are looking for ways to capture lectures and discussion live to be converted by our instructional design team to an online format. This capture and conversion will help facilitate program development.

Olivet Nazarene University – At Olivet there is an increasing interest in online courses. The younger generation is more open to distance education. They like the convenience and freedom these courses provide and they seem to respond well to this format. The older generation is experiencing a bit of a learning curve with this type of course but finds the more focused interaction to be a plus.

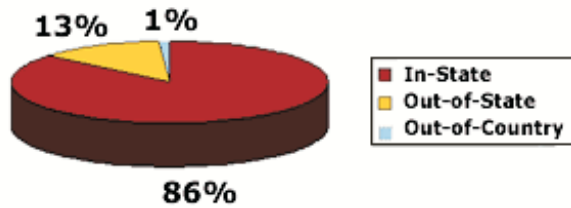
Online Enrollments by Residency

The vast majority of all online course enrollments reported by Illinois public colleges and universities and independent not-for-profit colleges and universities were students residing in the state. Independent for-profit colleges and universities had a higher percentage of students residing outside of Illinois.

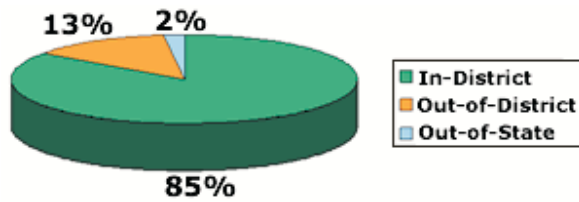
The residency of students enrolled in online courses varied by sector with community colleges having the highest percentage of Illinois residents (**98%**), followed by the public universities (**86%**), and the independent not-for-profit colleges and universities (**69%**). The independent for-profit colleges and universities have a low Illinois residency rate (**13%**). The graphs below show the distributions of online enrollments at all Illinois public universities, public community colleges, and independent colleges and universities by residency.

**Online Enrollments
at Illinois Colleges and Universities
by Residency for Fall 2005**

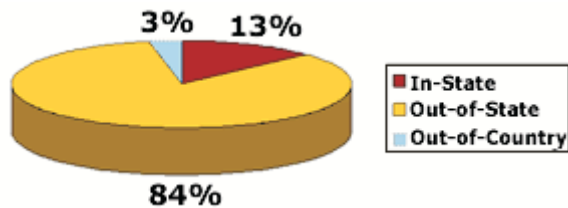
Public Universities



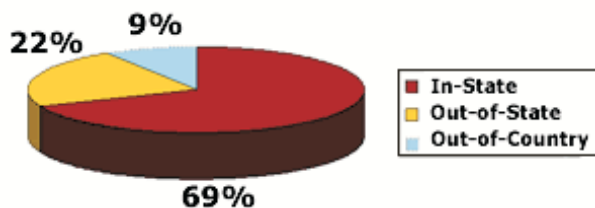
Community Colleges



Independent For-Profit Colleges and Universities



Independent Not-For-Profit Colleges and Universities



Sharpen the Focus

What additional information about enrollment at your institution is significant?

Black Hawk College – Online enrollment continues to grow as the demand continues to grow. There is no institutional initiative to develop courses other than to complete the AA/AS degree. Most additional courses are developed due to department-based demand. Additional attention is being focused on retention and ongoing professional development of faculty through learning communities centered around online, interactive TV and dual enrollment instruction.

College of Lake County – Currently, we have 94 online and 43 hybrid classes. We do have a number of classes with multiple sections taught by different instructors, which are not included in this number. For Spring 2006, we have a total of 130 online and hybrid course sections being offered. Sixty one percent of distance students are female, seventy five percent are Caucasian, and sixty percent are over 24 years old.

Lewis & Clark Community College – Seventy five percent of our distance education students are also face-to-face students. We are finding a trend in night students becoming online students. Students are taking 9 to 12 hours face-to-face and enrolling in 3 hours online to make them full time students.

We have also developed a series of for-credit courses for our faculty including courses in Instructional Design, WebCT Course Development, Introduction to Online Teaching and Learning, Issues and Strategies in Online Learning, and Course Level Assessment. Faculty who complete these courses may apply the credits they earn toward their promotion requirements. These courses are taught online or Web-blended.

University of Illinois at Urbana-Champaign – UIUC sustains very high retention and completion rates in the online degree programs. On average the rates are between 80 and 90 percent and in some cases the rate is over 90 percent.

Olivet Nazarene University – The need and potential for online growth are both present. Olivet has been noticing an approximately 5 percent increase yearly. We are continuing to offer more and more degree programs online and look to include a Masters of Arts in Education – Problem Based Learning Concepts completely online in the Fall 2006 or Spring 2007.

Sharpen the Focus

How do students enrolled in your distance education courses differ from traditional students in the support services they seek?

Black Hawk College – We are finding more and more need for online services for all our students, whether online or on campus. We have completed an audit of our current online services with the help of a Higher Learning Commission-sponsored workshop. Our current strengths are in the area of student access to their data and online registration through our new portal. We have also developed an Online Learning Center specifically geared to online students.

College of Lake County – We have not noted a great difference in support services sought by online students.

Many support services maintain an online presence so that distance students can have access. We do employ a full-time counselor devoted to serving our online students. She provides specific assistance in helping answer questions, getting them started, and directing them to our other available support services when needed.

Lewis & Clark Community College – The majority (75%) of our online students are also taking courses on campus. There is access to the library, student records, and payment options online. Beginning March 13, Lewis and Clark will begin offering online registration and admissions.

University of Illinois at Urbana-Champaign – Our distance education students are seeking support in two main areas – technology and learning communities. In the technology area, the support focuses on three key elements – course content/delivery, interaction, and administrative support. The learning communities provide students the opportunity to network through a remote medium.

Olivet Nazarene University – The students in our distance education programs tend to be adults who are employed and married with families. The support services they seek are different in that they are interested in curriculum advice for their degree plans or vocational advice on finding employment or bettering their status in the workplace.

The Illinois Virtual Campus greatly appreciates the cooperative effort of all Illinois colleges and universities and the Illinois Community College Board (ICCB) in submitting the distance education course enrollment data for this report.

Distance education enrollment reports for all terms since Fall 1999 can be found on the Illinois Virtual Campus website at <http://www.ivc.illinois.edu/> in the Publications area.

Appendix

The following tables show several different views of the course enrollments in distance education for the Fall Term 2005.

- Table 1** Distance Education Enrollments by Delivery Mode
- Table 2** Change in Distance Education Enrollments by Delivery Mode from Fall 2004 to Fall 2005
- Table 3** Enrollments in Online and All Distance Education Courses by Sector
- Table 4** Distance Education Enrollments by Sector and Delivery Mode
- Table 5** Distance Education Enrollments by Residency
- Table 6** Distance Education Enrollments by Delivery Mode - Fall 1999 to Fall 2005
- Table 7** Distance Education Enrollments by Institution

Table 1
Fall 2005
Distance Education Enrollments
at Illinois Colleges and Universities
by Delivery Mode

Delivery Mode	Courses		Enrollments	
	#	% Total	#	% Total
Internet	6,506	70.62%	105,207	81.39%
Stored Media	1,127	12.23%	11,960	9.25%
Interactive TV	644	6.99%	5,634	4.36%
Open Broadcast TV	341	3.70%	2,382	1.84%
Correspondence	595	6.46%	4,087	3.16%
Total	9,213	100.00%	129,270	100.00%

Table 2
Change in Distance Education Enrollments
at Illinois Colleges and Universities
by Delivery Mode
from Fall 2004 to Fall 2005

Delivery Mode	Fall 2004	Fall 2005	Change	
Internet	80,165	105,207	+25,042	+31%
Stored Media	14,821	11,960	-2,861	-19%
Interactive TV	5,935	5,634	-301	-5%
Open Broadcast TV	1,801	2,382	+581	+32%
Correspondence	5,205	4,087	-1,118	-22%
All Distance Education	107,928	129,270	+21,342	+20%

Table 3
Fall Term 2005
Enrollments in Online and All Distance Education Courses
at Illinois Colleges and Universities
by Sector

Sector	Internet		All Distance	
	#	% Total	#	% Total
Community Colleges	40,782	38.77%	59,359	46.06%
Public Universities	13,778	13.10%	16,231	12.56%
Independent For Profit Colleges and Universities	42,531	40.43%	42,531	32.90%
Independent Not-For-Profit Colleges and Universities	8,114	7.71%	10,969	8.49%
All Institutions	105,207	100.00%	129,270	100.00%

Table 4
Fall Term 2005
Distance Education Enrollments
at Illinois Colleges and Universities
by Sector and Delivery Mode

Sector	Internet	Stored Media	Interactive TV	Open Broadcast		Total
				TV	Correspondence	
Community Colleges	40,782	9,372	4,937	1,513	2,933	59,539
Public Universities	13,778	88	546	666	1,153	16,231
Independent For-Profit Colleges & Universities	42,531	0	0	0	0	42,531
Independent Not-For-Profit Colleges & Universities	8,114	2,500	151	203	1	10,969
All Institutions	105,207	11,960	5,634	2,382	4,087	129,270

Table 5
Fall Term 2005
Distance Education Enrollments
at Illinois Colleges and Universities
by Residency

		In District	Out of District	In State	Out of State	Out of Country
Community Colleges						
	All Distance Education courses	88%	10%	98%	2%	*
	Internet courses	85%	13%	98%	2%	*
Public Universities						
	All Distance Education courses	n.a.	n.a.	86%	13%	1%
	Internet courses	n.a.	n.a.	86%	13%	1%
Independent For-Profit Colleges and Universities						
	All Distance Education courses	n.a.	n.a.	12%	85%	3%
	Internet courses	n.a.	n.a.	13%	84%	3%
Independent Not-For-Profit Colleges and Universities						
	All Distance Education courses	n.a.	n.a.	77%	18%	6%
	Internet courses	n.a.	n.a.	69%	22%	9%
All Illinois Colleges and Universities						
	All Distance Education courses	n.a.	n.a.	63%	32%	2%
	Internet courses	n.a.	n.a.	56%	38%	2%

* = Out-of-Country counts are included in Out-of-State column.

n.a. = not applicable

Table 6
Distance Education Enrollments
at Illinois Colleges and Universities
by Delivery Mode
Fall 1999 to Fall 2005

Term	Internet	Stored Media	Interactive TV	Correspondence	Open Broadcast TV	All Distance Education
Fall 1999	5,887	5,264	3,695	N.R.	N.R.	14,846
Spring 2000	9,888	6,429	4,075	1,441	4,381	26,214
Fall 2000	13,582	10,174	5,916	3,187	4,303	37,162
Spring 2001	19,764	13,957	6,410	2,519	3,591	46,241
Summer 2001	13,332	12,232	1,769	2,578	2,692	32,603
Fall 2001	23,254	15,381	7,646	2,705	3,552	52,538
Spring 2002	34,155	20,052	7,547	3,963	3,302	69,019
Summer 2002	23,651	12,431	1,691	2,363	3,330	43,466
Fall 2002	40,550	15,337	6,416	2,909	4,001	69,213
Spring 2003	50,125	17,310	6,508	4,239	4,099	82,281
Summer 2003	34,399	13,068	1,519	2,620	2,525	54,131
Fall 2003	50,093	14,782	8,982	2,578	2,959	79,394
Spring 2004	69,015	17,158	5,707	5,201	2,587	99,668
Summer 2004	55,343	11,006	1,506	3,359	1,598	72,812
Fall 2004	80,165	14,821	5,936	5,205	1,801	107,928
Spring 2005	93,715	15,219	6,283	4,683	2,191	122,091
Summer 2005	76,875	9,924	1,250	3,460	1,530	93,039
Fall 2005	105,207	11,960	5,634	4,087	2,382	129,270

(N.R. = None Reported)

Table 7
Distance Education Enrollments
at Illinois Colleges and Universities
by Institution
Fall Term 2005

Institution	Internet	Broadcast TV	Interactive TV	Stored Media	Correspondence	Total
Black Hawk College	809	12	378	334	0	1,533
Blessing-Rieman College of Nursing	51	0	0	0	0	51
Bradley University	171	0	0	2	0	173
Carl Sandburg College	618	0	427	33	0	1,078
Chicago State University	601	0	0	88	0	689
City Colleges of Chicago						
Harold Washington College	401	362	0	0	0	763
Harry S Truman College	129	122	0	0	0	251
Kennedy-King College	89	57	0	0	0	146
Malcolm X College	106	85	0	0	0	191
Olive-Harvey College	116	89	0	0	0	205
Richard J. Daley College	185	106	0	0	0	291
Wilbur Wright College	246	216	0	0	0	462
College of DuPage	1,610	14	0	1,201	2,439	5,264
College of Lake County	1,803	0	131	308	0	2,242
Danville Area Community College	608	0	0	3	0	611
DePaul University	2,616	0	0	0	0	2,616
DeVry University	42,143	0	0	0	0	42,143

Institution	Internet	Broadcast TV	Interactive TV	Stored Media	Correspondence	Total
Eastern Illinois University	769	0	0	0	0	769
Elgin Community College	474	0	0	977	0	1,451
Governors State University	743	574	0	0	175	1,492
Heartland Community College	692	0	166	0	0	858
Highland Community College	187	0	91	33	0	311
Illinois Central College	1,805	187	577	0	311	2,880
Illinois Eastern Community Colleges						
Frontier Community College	46	0	0	21	4	71
Lincoln Trail College	376	0	0	0	2	378
Olney Central College	384	0	0	0	65	449
Wabash Valley College	213	0	0	0	33	246
Illinois Institute of Technology	1,060	203	107	0	0	1,370
Illinois State University	638	0	6	0	0	644
Illinois Valley Community College	430	0	9	137	0	576
John A. Logan College	433	0	0	338	0	771
John Wood Community College	446	0	369	229	0	1,044
Joliet Junior College	1,132	0	0	442	0	1,574
Judson College	158	0	0	90	0	248
Kankakee Community College	444	0	0	42	54	540
Kaskaskia College	1,574	0	318	78	25	1,995
Kishwaukee College	668	41	10	0	0	719
Lake Land College	2,203	0	356	0	0	2,559
Lewis and Clark Community College	1,428	0	0	118	0	1,546
Lewis University	407	0	0	0	0	407
Lincoln Land Community College	1,162	66	0	0	0	1,228
McHenry County College	832	0	0	642	0	1,474
Midstate College	388	0	0	0	0	388
Moody Bible Institute	885	0	0	0	1	886
Moraine Valley Community College	1,831	0	0	300	0	2,131
Morton College	2,900	0	0	30	0	2,930
Northeastern Illinois University	0	0	26	0	0	26
Northern Illinois University	257	0	22	0	0	479
Oakton Community College	912	0	33	300	0	1,245
Olivet Nazarene University	0	0	0	2,372	0	2,372
Parkland College	2,857	156	0	400	0	3,413
Prairie State College	421	0	0	8	0	429
Quincy University	33	0	44	36	0	113
Rend Lake College	232	0	295	210	0	737
Richland Community College	571	0	10	0	0	581
Rock Valley College	616	0	0	99	0	715
Roosevelt University	977	0	0	0	0	977
Rush University	276	0	0	0	0	276
Sauk Valley Community College	453	0	124	49	0	626
Shawnee Community College	402	0	388	260	0	1,050
South Suburban College	1,096	0	0	398	0	1,494
Southeastern Illinois College	678	0	125	66	0	869
Southern Illinois University Carbondale	668	0	9	0	441	1,118
Southern Illinois University Edwardsville	187	0	0	0	0	187

IVC Enrollment Report

Institution	Internet	Broadcast TV	Interactive TV	Stored Media	Correspondence	Total
Southwestern Illinois College	964	0	322	985	0	2,271
Spoon River College	412	0	0	0	0	412
Triton College	1,393	0	0	622	0	2,015
University of Illinois at Chicago	4,780	0	207	0	0	4,987
University of Illinois at Springfield	2,738	92	0	0	0	2,830
University of Illinois at Urbana-Champaign	1,253	0	54	0	45	1,352
University of St. Francis	1,480	0	0	0	0	1,480
Waubensee Community College	1,708	0	792	306	0	2,806
Western Illinois University	944	0	222	0	492	1,658
William Rainey Harper College	1,689	0	16	403	0	2,108
Totals	105,207	2,382	5,634	11,960	4,087	129,270

© 1998-2006 Illinois Virtual Campus and the Board of Trustees of the University of Illinois - All Rights Reserved